

NOTICE DE MONTAGE  
ASSEMBLING INSTRUCTIONS  
ISTRUZIONI DI MONTAGGIO  
MONTAGEANLEITUNG  
INSTRUCOES DE MONTAGEM  
MANUAL DE MONTAJE  
UPUTE ZA MONTAŽU  
KURULUM TALIMATLARI



VERA

ECKGARNITUR

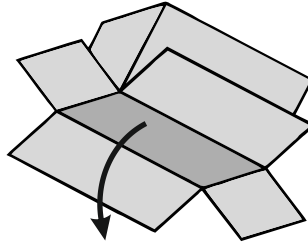
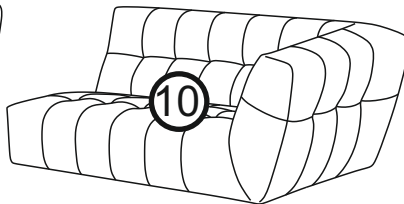

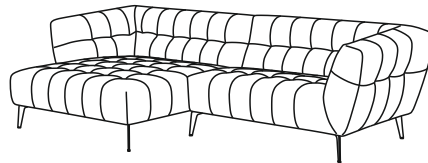

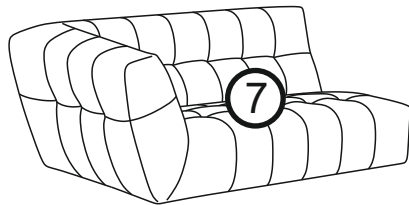
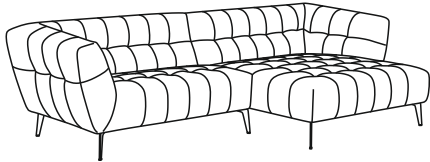
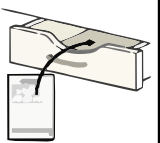
VERSION: 02 – 12/2025



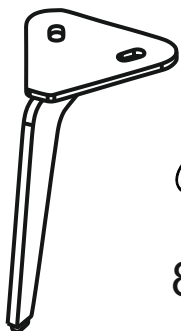
x2



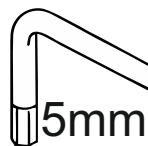
20 min



(A) X8



(C) X16



(D) X1

AVANT DE COMMENCER, SE  
REPORTER AUX CONSEILS  
DE MONTAGE EN ANNEXE  
BEFORE STARTING, REFER  
TO THE ASSEMBLING ADVICE  
IN ANNEX  
PRIMA DI COMINCIARE VERIFICATE LE  
ISTRUZIONI DI MONTAGGIO  
VOR DER MONTAGE, BITTE  
BEILIEGENDEN ANWEISUNGEN  
FOLGEN  
ANTES DE COMERÇAR, ADIAR-  
SE AOS CONSELHOS DE  
MONTAGEM EM ANEXO  
ANTES DE EMPEZAR  
CONSULTE LOS CONSEJOS  
PARA EL MONTAJE  
PRIJE POÇETKA MONTAŽE MOLIMO PAŽLJIVO  
PROČITAJTE UPUTE ZA MONTAŽU  
BAŞLAMADAN ÖNCE EKTEKI KURULUM  
TALIMATLARINI OKUYUNUZ.

Attention ! Pour toute réclamation  
veuillez bien garder l'étiquette SAV collée  
au-dessous du meuble

Attenzione! Per favore conservate  
l'etichetta presente su ogni componente  
per eventuali reclami

Achtung! Unter dem Moebel befindet sich  
ein Etikett. Bitte bewahren Sie das Etikett  
bezüglich einer Reklamation auf

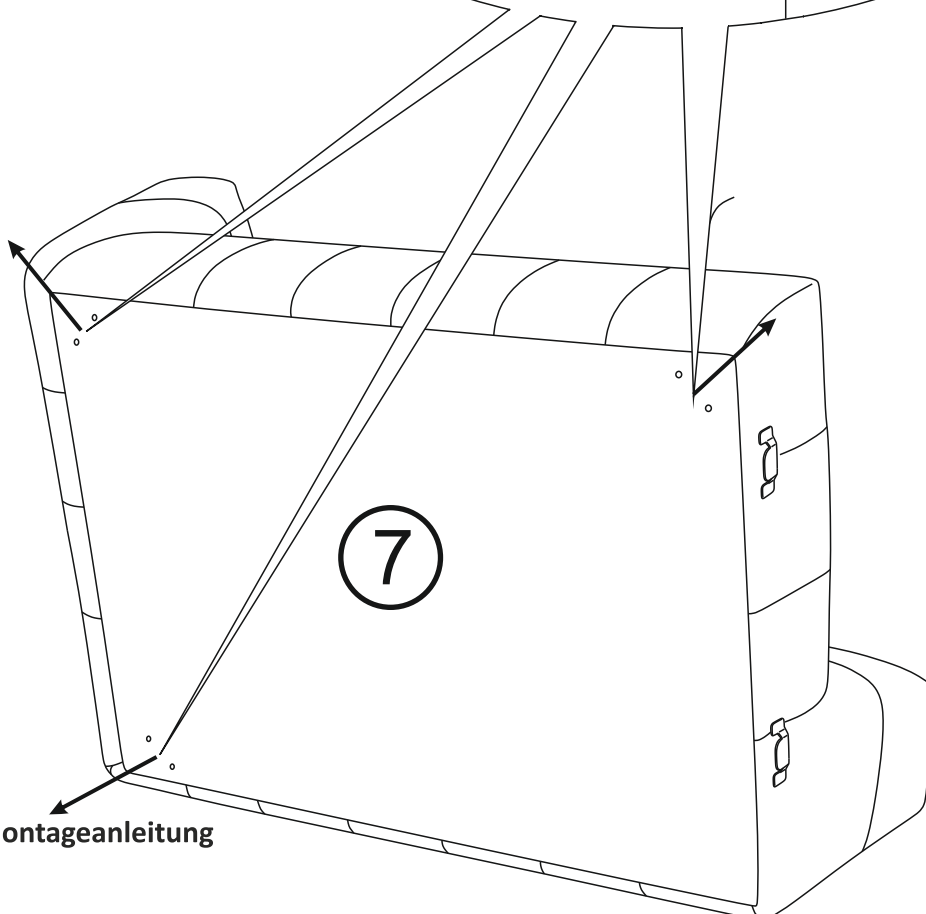
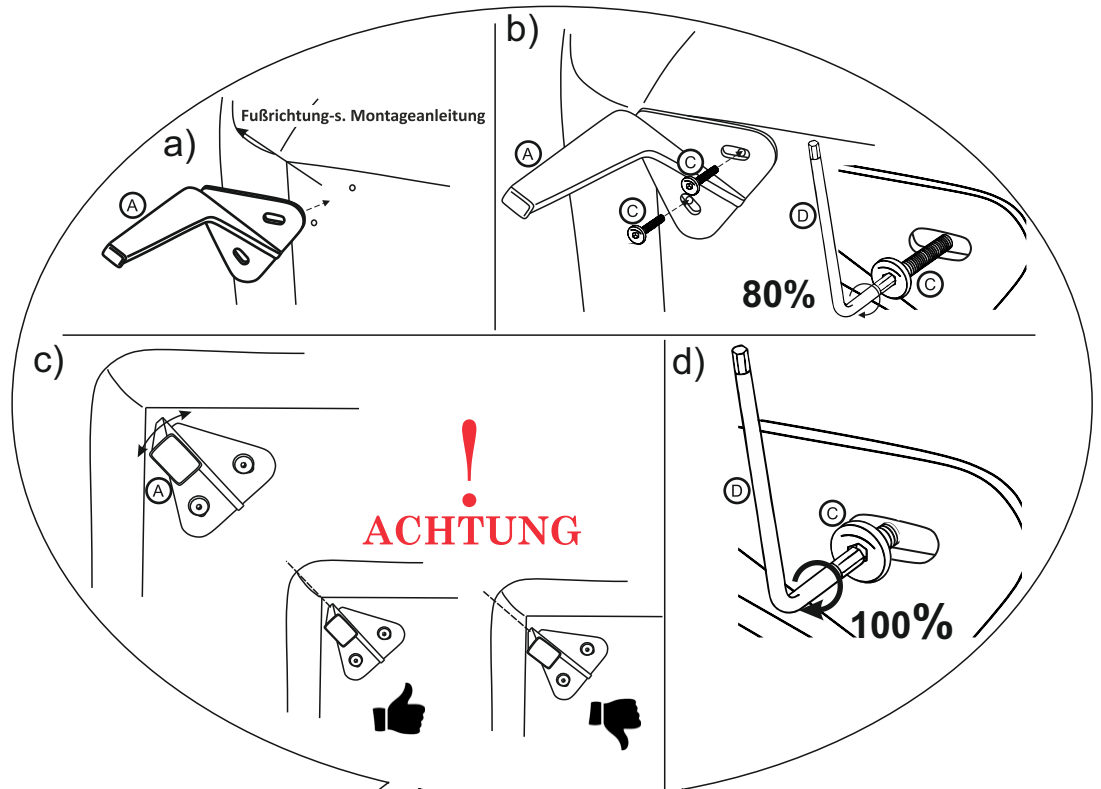
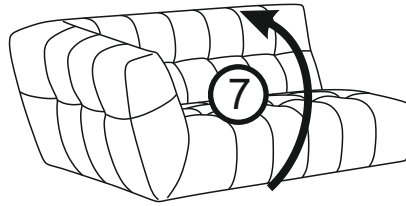
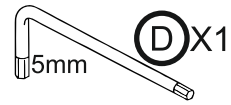
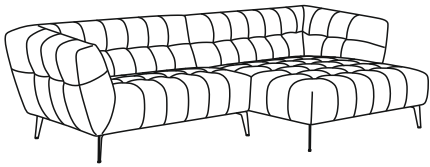
Attention! There is a label under every  
piece of furniture. Please keep it for  
possible complaints

Atención! Existe una etiqueta debajo de  
cada mueble. Por favor, quédensela para  
posibles futuras quejas

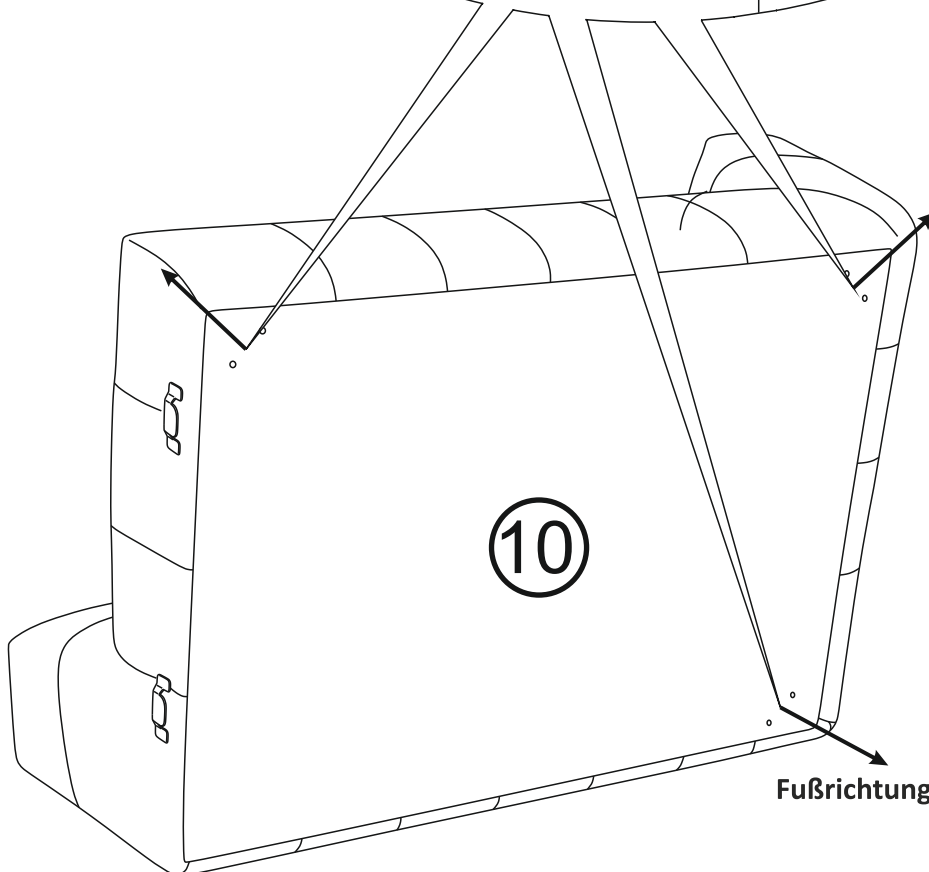
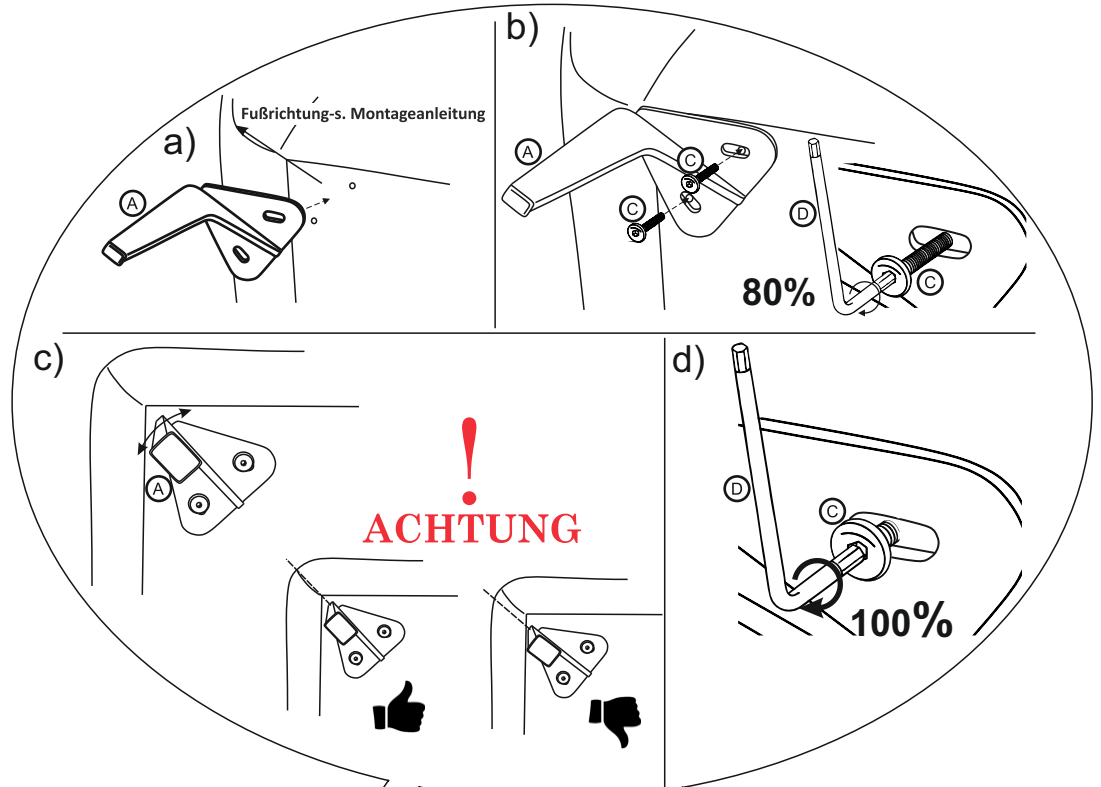
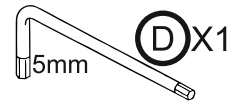
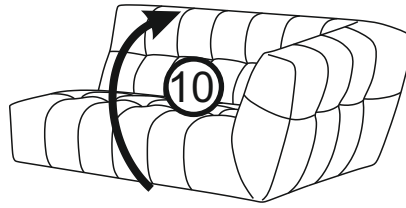
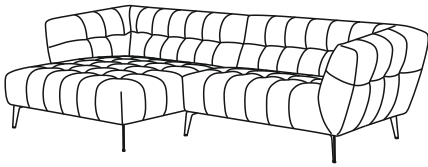
Atencão! Abaixo do móvel se encontra  
uma etiqueta. Por favor não remova  
esta e mantem a etiqueta para qualquer  
reclamação

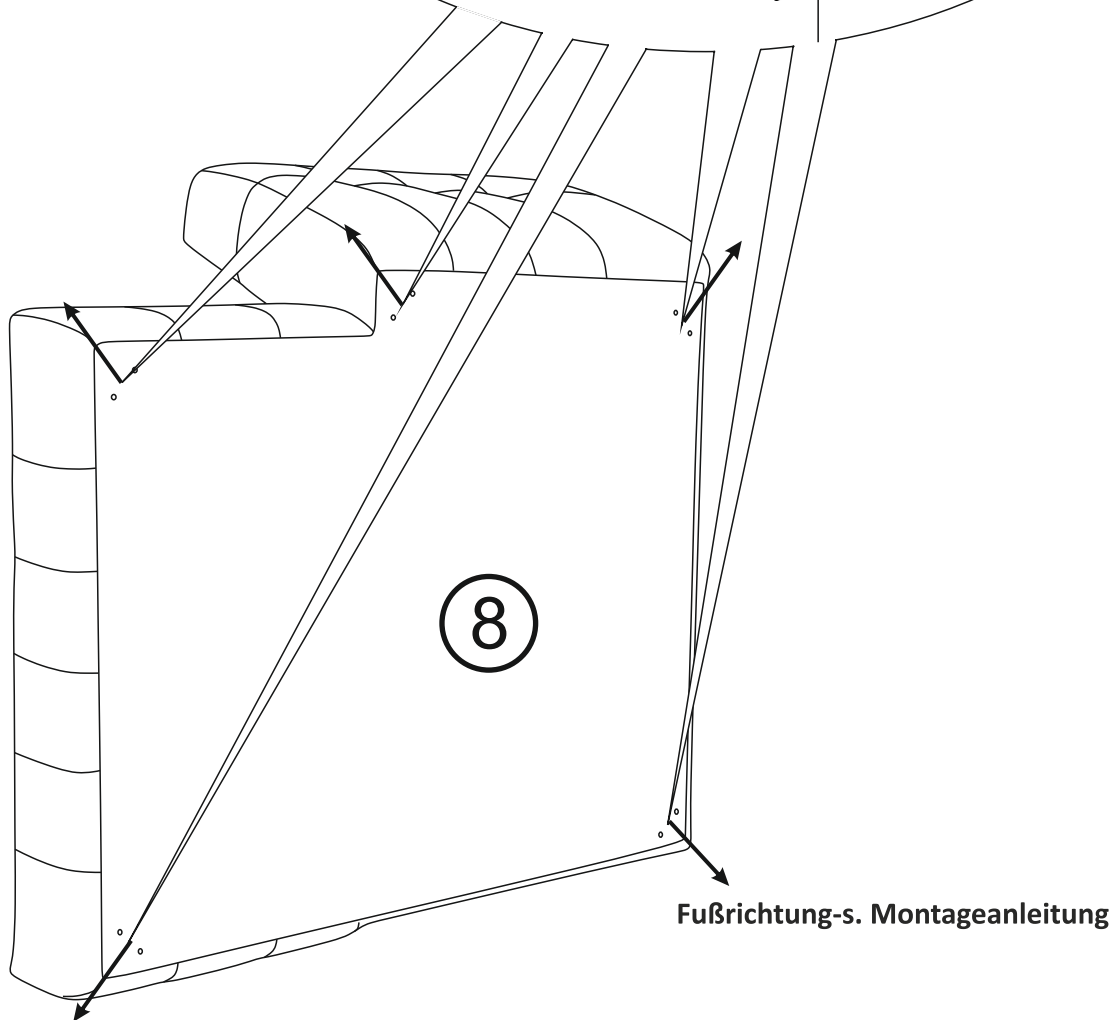
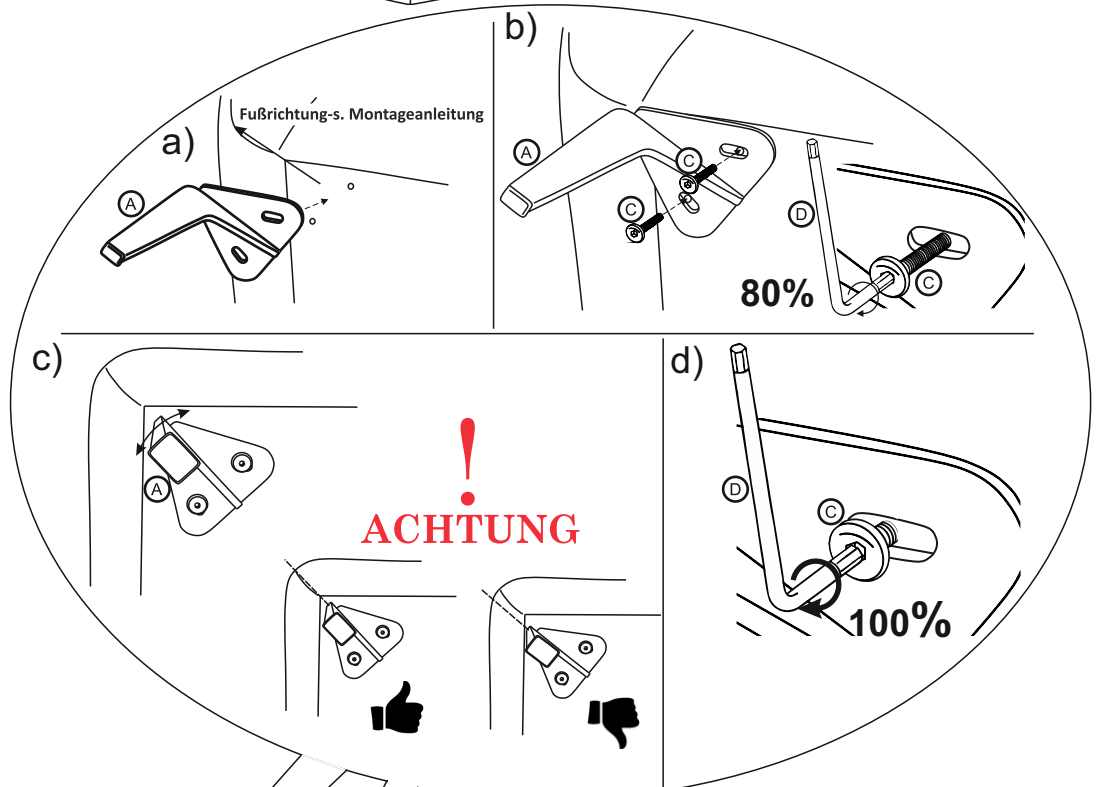
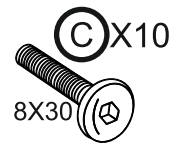
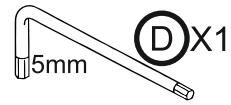
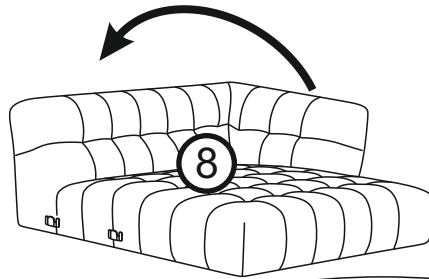
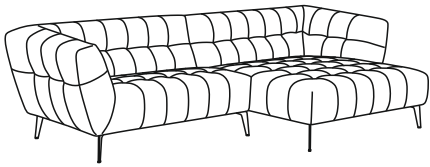
Važno! svaki proizvod ima svoju  
najljepnicu na dnu. Molimo vas da ju  
sačuvate za eventualne reklamacije

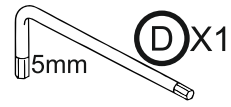
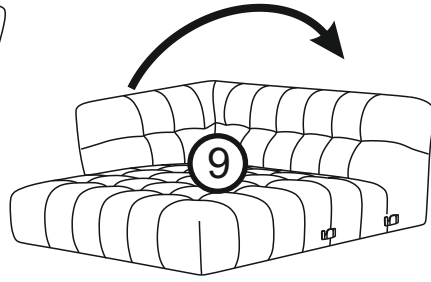
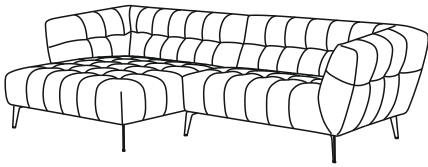
Dikkat önemli ! Bu etiketi lütfen  
çıkartmayınız. İleride oluşabilecek bir  
problem için saklayınız. Bu bilgi bize  
problemin hızlı çözülmesi için gerekli  
olacaktır.



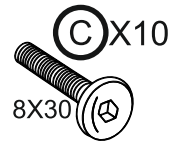
Fußrichtung-s. Montageanleitung







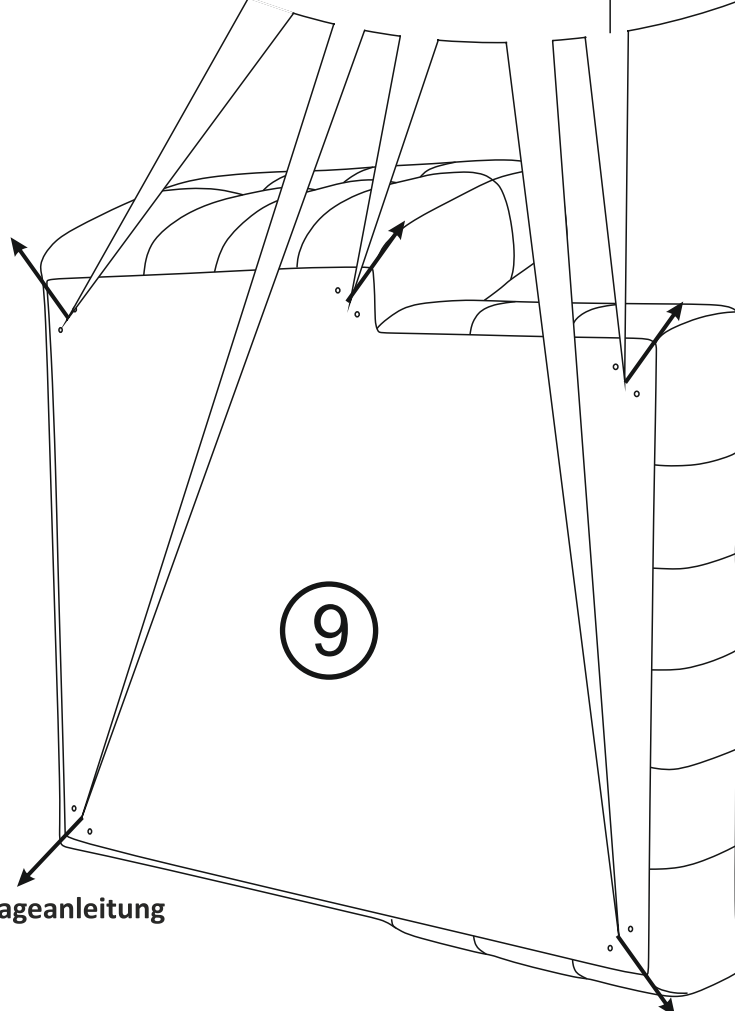
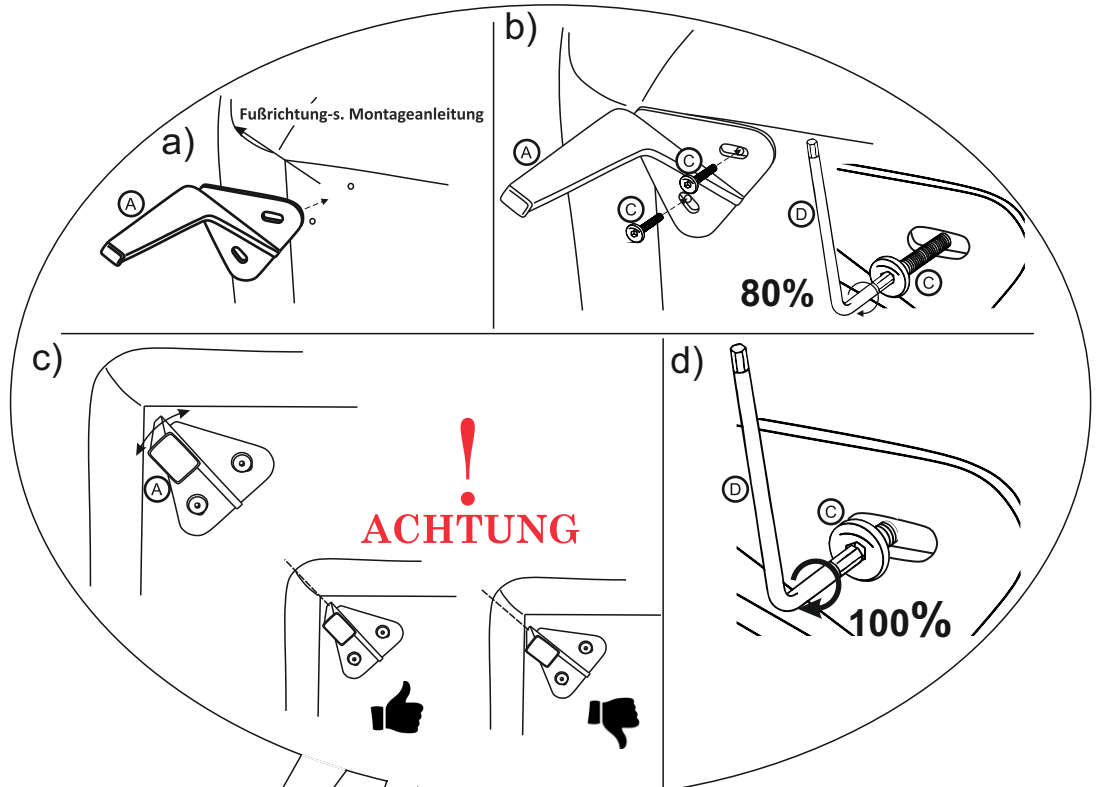
D X1



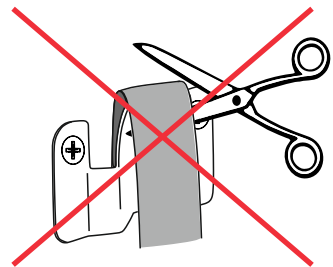
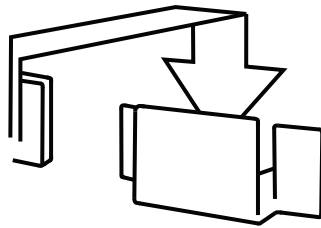

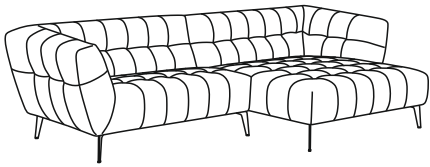
8X30

C X10

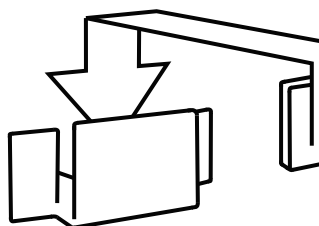
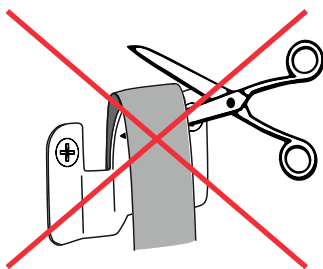

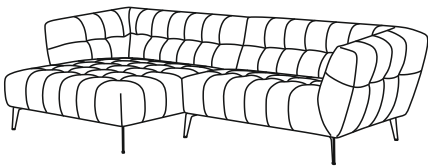
A X5



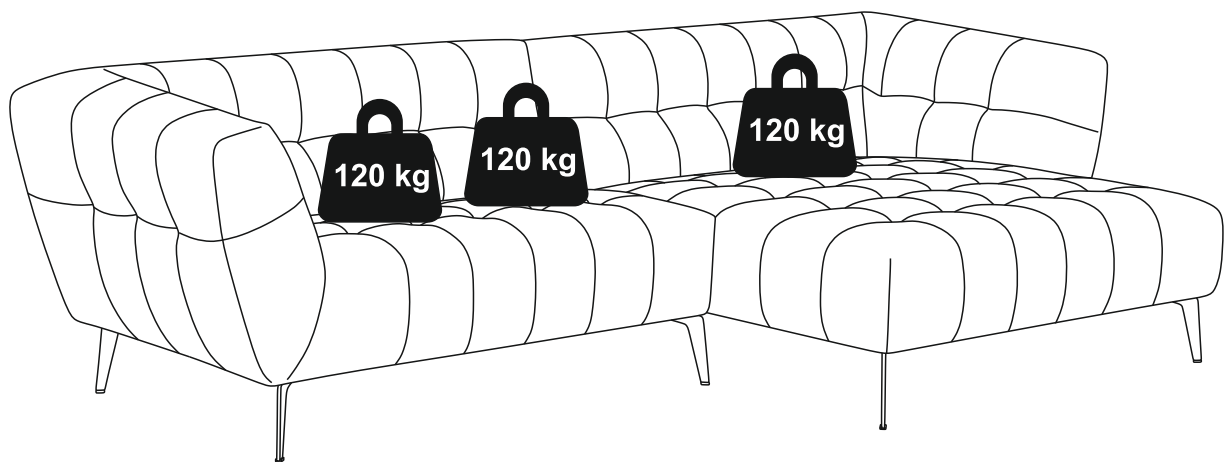
Fußrichtung-s. Montageanleitung



Bitte Schutzvlies nicht entfernen  
(angebracht um Geräuschbildung zu vermeiden)



Bitte Schutzvlies nicht entfernen  
(angebracht um Geräuschbildung zu vermeiden)

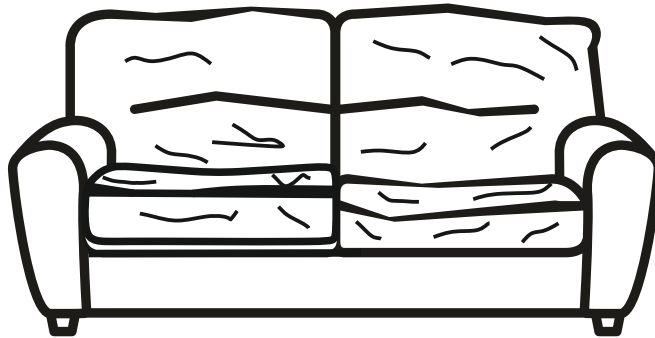


**MAXIMALE BELASTUNG**  
CHARGE MAXIMALE  
MAXIMUM LOAD

1



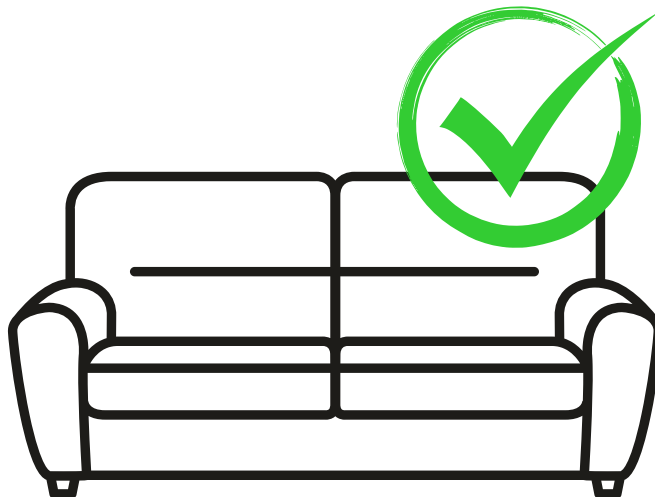
2






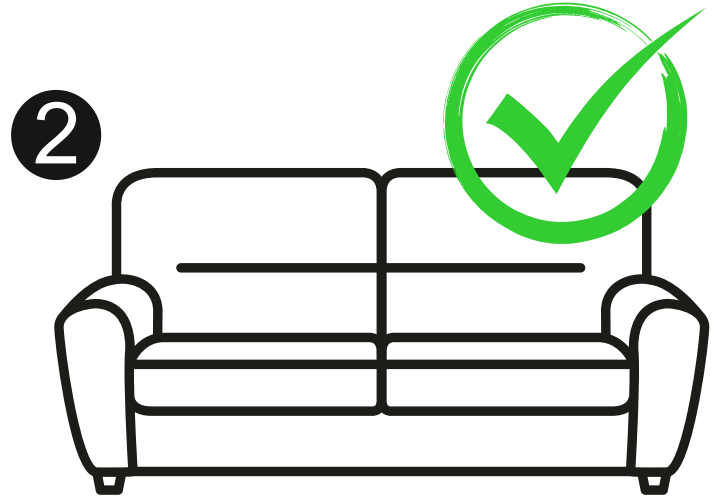
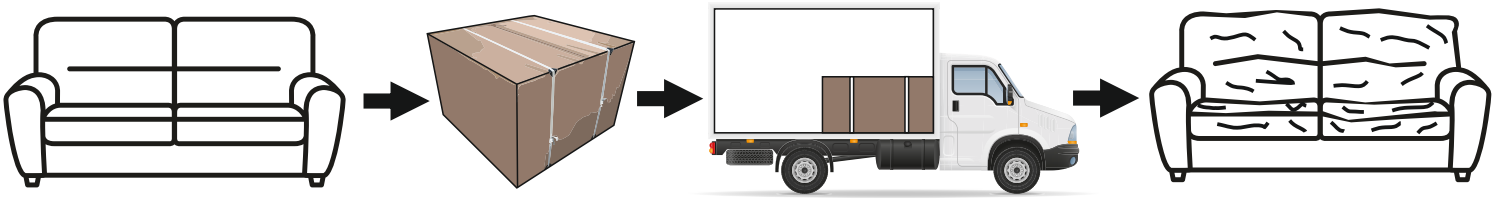
3



4







**NOTICE DE MONTAGE**  
**ASSEMBLING INSTRUCTIONS**  
**ISTRUZIONI DI MONTAGGIO**  
**MONTAGEANLEITUNG**  
**INSTRUCOES DE MONTAGEM**  
**MANUAL DE MONTAJE**  
**UPUTE ZA MONTAŽU**  
**KURULUM TALIMATLARI**



**VERA**

**HOCKER 70**

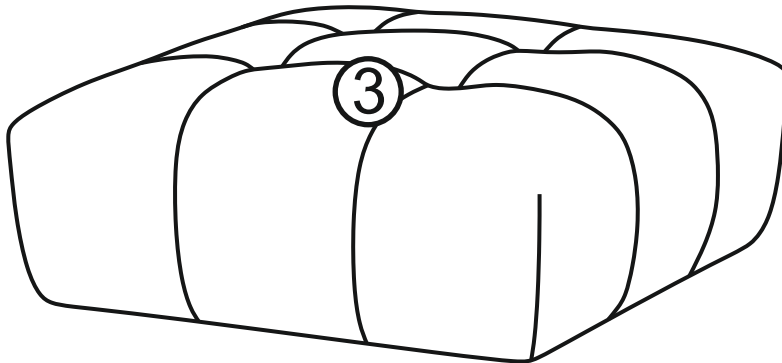
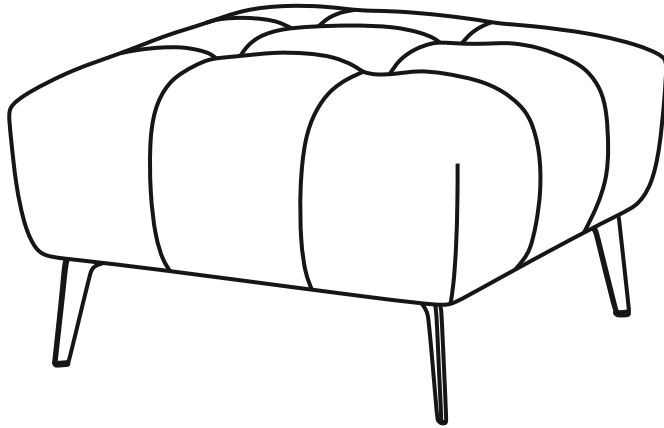
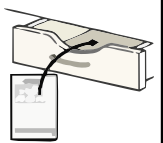
**VERSION: 02 – 12/2025**



**x2**



**10 min**



*AVANT DE COMMENCER, SE  
REPORTER AUX CONSEILS  
DE MONTAGE EN ANNEXE  
BEFORE STARTING, REFER  
TO THE ASSEMBLING ADVICE  
IN ANNEX  
PRIMA DI COMINCIARE VERIFICATE LE  
ISTRUZIONI DI MONTAGGIO  
VOR DER MONTAGE, BITTE  
BEILIEGENDEN ANWEISUNGEN  
FOLGEN  
ANTES DE COMERÇAR, ADIAR-  
SE AOS CONSELHOS DE  
MONTAGEM EM ANEXO  
ANTES DE EMPEZAR  
CONSULTE LOS CONSEJOS  
PARA EL MONTAJE  
PRIJE POÇETKA MONTAŽE MOLIMO PAŽLJIVO  
PROČITAJTE UPUTE ZA MONTAŽU  
BAŞLAMADAN ÖNCE EKTEKI KURULUM  
TALIMATLARINI OKUYUNUZ.*

*Attention ! Pour toute reclamation  
veuillez bien garder l'étiquette SAV collée  
au- dessous du meuble*

*Attenzione! Per favore conservate  
l'etichetta presente su ogni componente  
per eventuali reclami*

*Achtung! Unter dem Moebel befindet sich  
ein Etikett. Bitte bewahren Sie das Etikett  
bezüglich einer Reklamation auf*

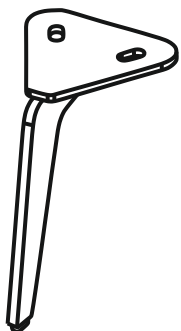
*Attention! There is a label under every  
piece of furniture. Please keep it for  
possible complaints*

*Atención! Existe una etiqueta debajo de  
cada mueble. Por favor, quédensela para  
posibles futuras quejas*

*Atencao! Abaixo do móvel se encontra  
uma etiqueta. Por favor nao remova  
esta e mantem a etiqueta para qualquer  
reclamação*

*Važno! svaki proizvod ima svoju  
najljepnicu na dnu. Molimo vas da ju  
sačuvate za eventualne reklamacije  
Dikkat önemli ! Bu etiketi lütfen  
çıkartmayınız. İleride oluşabilecek bir  
problem için saklayınız. Bu bilgi bize  
problemin hızlı çözülmesi için gerekli  
olacaktır.*

**(A) X4**

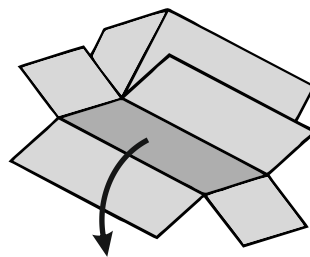
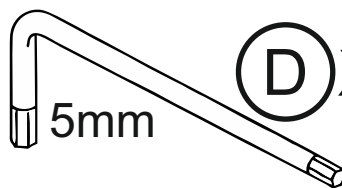


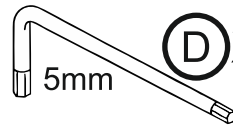
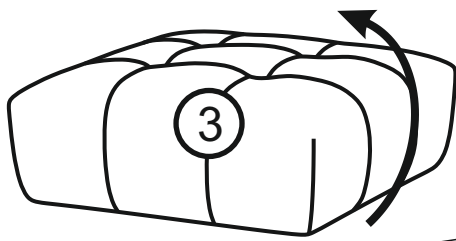
**(C) X8**



**5mm**

**(D) X1**



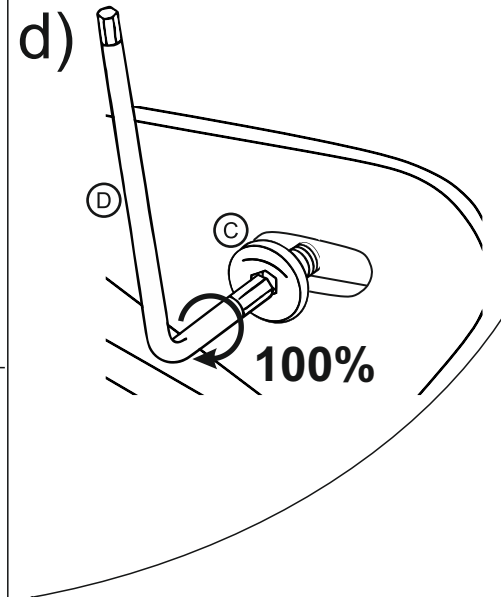
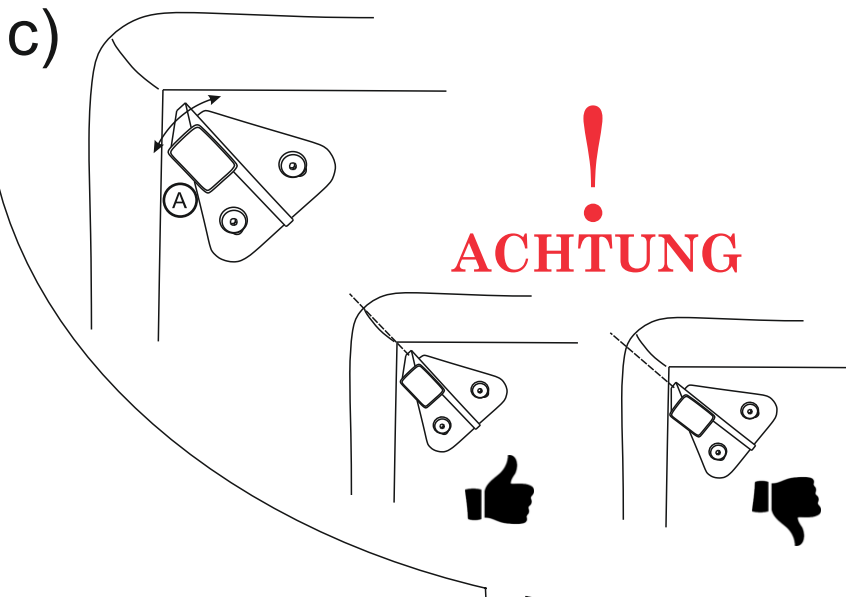
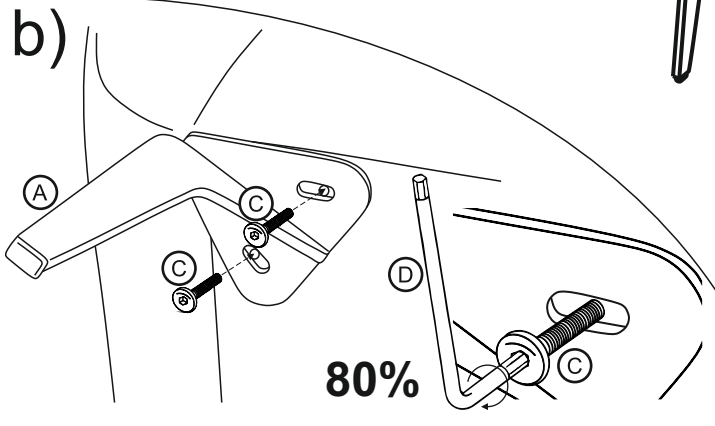
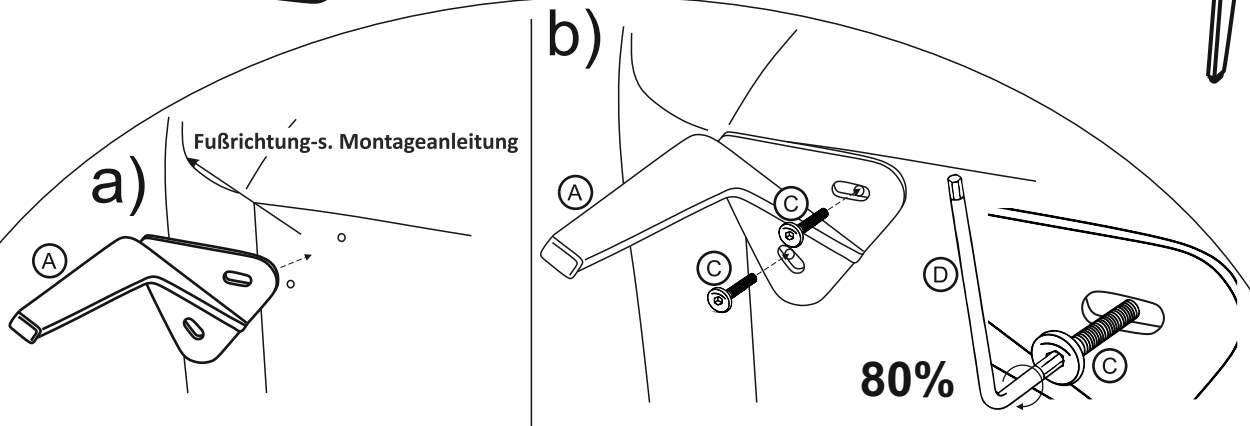


D X1

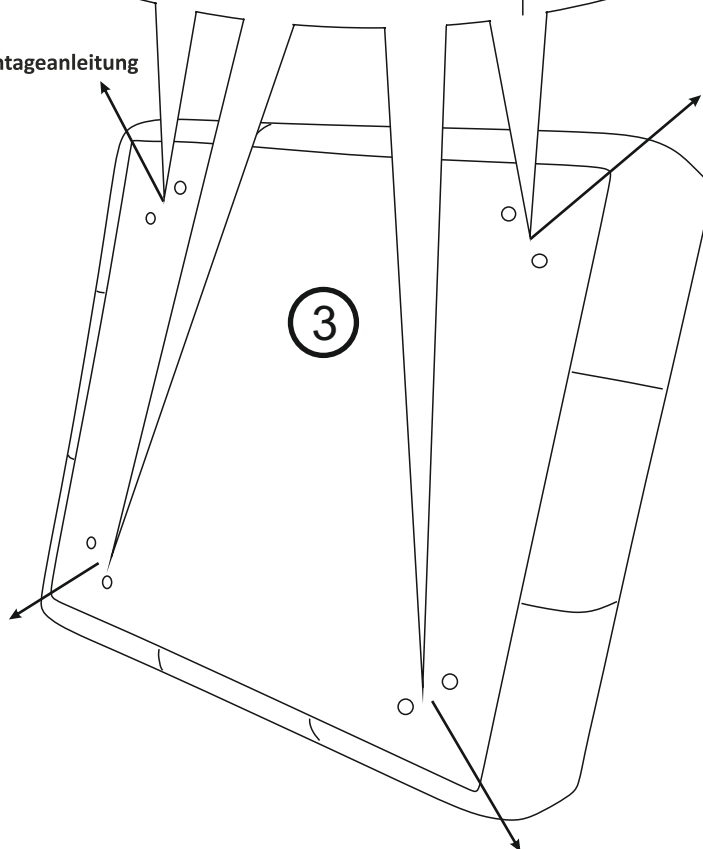


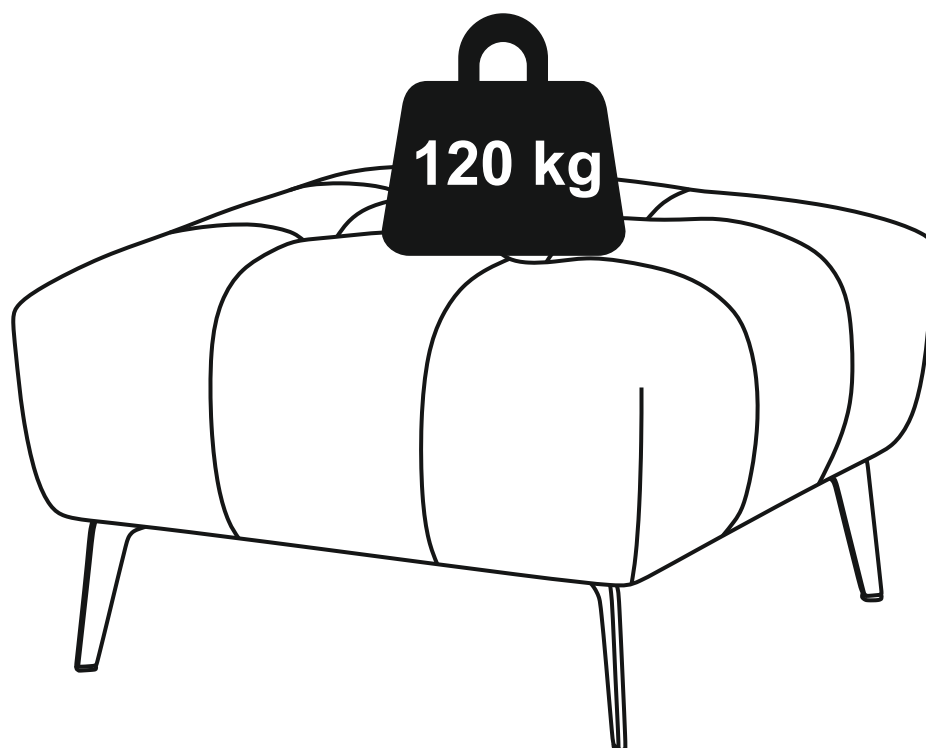
8X30

A X4



Fußrichtung-s. Montageanleitung



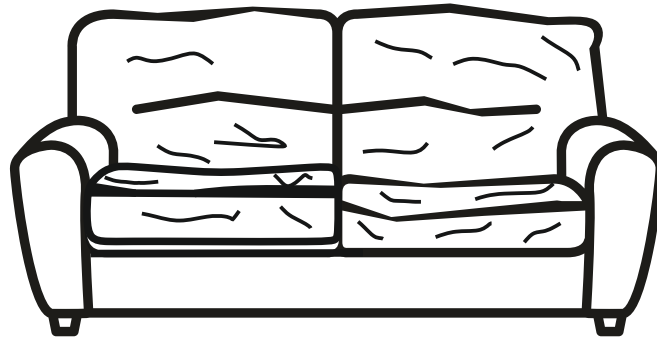


**MAXIMALE BELASTUNG**  
CHARGE MAXIMALE  
MAXIMUM LOAD

1



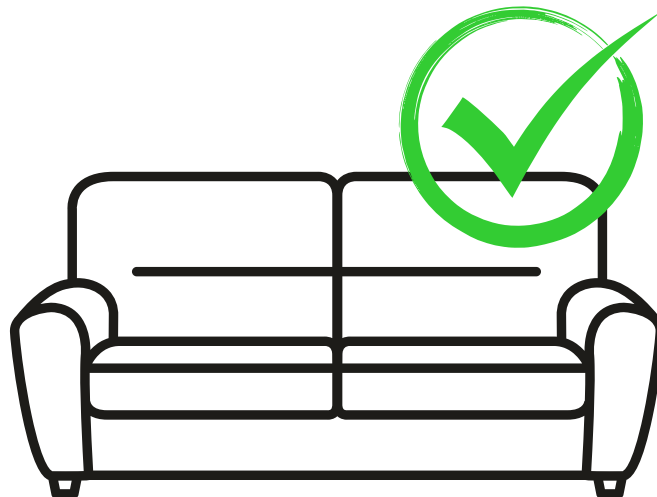
2




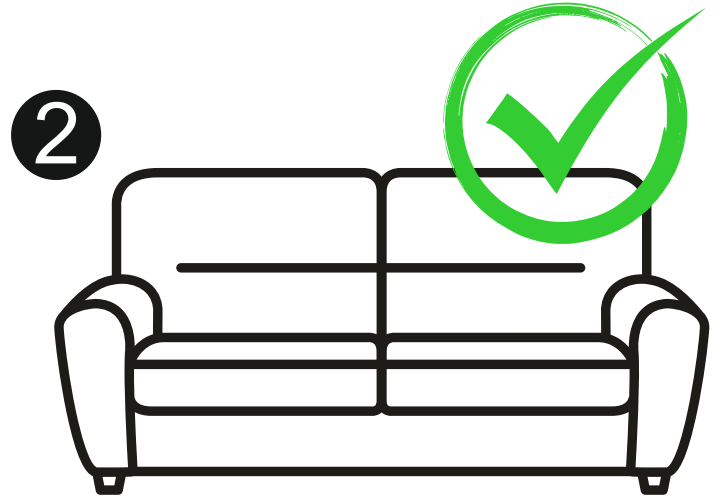
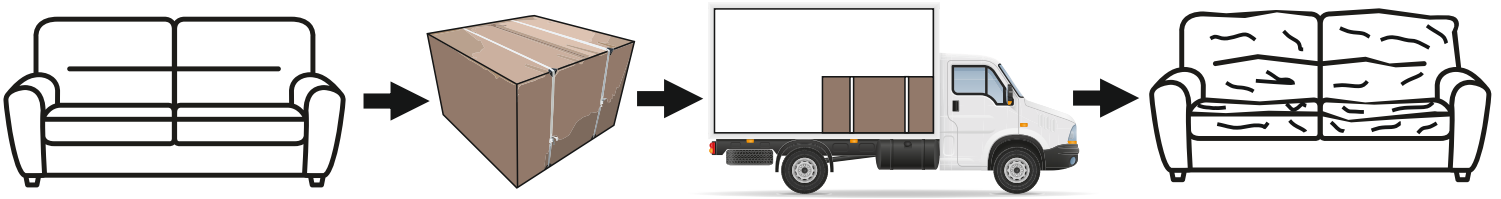


3



4





**NOTICE DE MONTAGE**  
**ASSEMBLING INSTRUCTIONS**  
**ISTRUZIONI DI MONTAGGIO**  
**MONTAGEANLEITUNG**  
**INSTRUÇÕES DE MONTAGEM**  
**MANUAL DE MONTAJE**  
**UPUTE ZA MONTAŽU**  
**KURULUM TALIMATLARI**



**VERA**

**HOCKER 90**

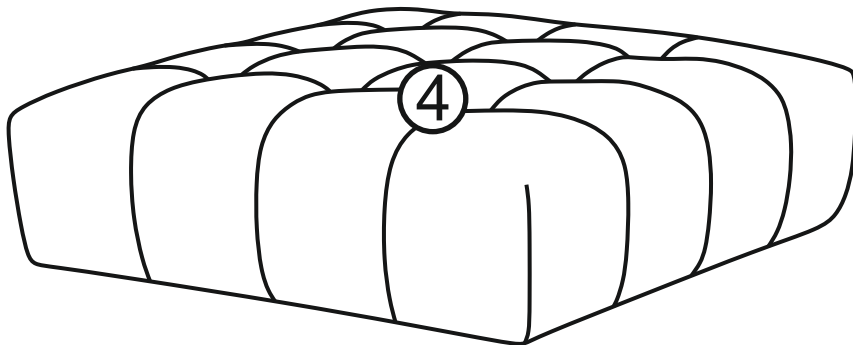
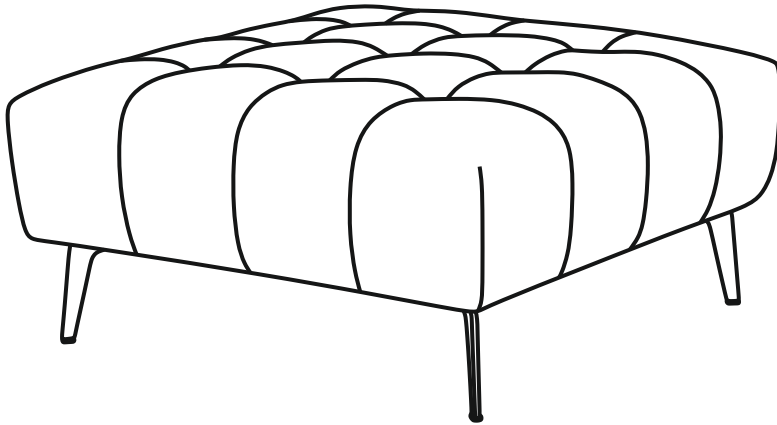
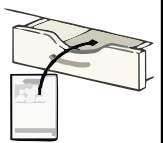
**VERSION: 02 – 12/2025**



**x2**



**10 min**



**AVANT DE COMMENCER, SE  
REPORTER AUX CONSEILS  
DE MONTAGE EN ANNEXE  
BEFORE STARTING, REFER  
TO THE ASSEMBLING ADVICE  
IN ANNEX  
PRIMA DI COMINCIARE VERIFICATE LE  
ISTRUZIONI DI MONTAGGIO  
VOR DER MONTAGE, BITTE  
BEILIEGENDEN ANWEISUNGEN  
FOLGEN  
ANTES DE COMERÇAR, ADIAR-  
SE AOS CONSELHOS DE  
MONTAGEM EM ANEXO  
ANTES DE EMPEZAR  
CONSULTE LOS CONSEJOS  
PARA EL MONTAJE  
PRIJE POČETKA MONTAŽE MOLIMO PAŽLJIVO  
PROČITAJTE UPUTE ZA MONTAŽU  
BAŞLAMADAN ÖNCE EKTEKI KURULUM  
TALIMATLARINI OKUYUNUZ.**

*Attention ! Pour toute reclamation  
veuillez bien garder l'étiquette SAV collée  
au-dessous du meuble*

*Attenzione! Per favore conservate  
l'etichetta presente su ogni componente  
per eventuali reclami*

*Achtung! Unter dem Moebel befindet sich  
ein Etikett. Bitte bewahren Sie das Etikett  
bezüglich einer Reklamation auf*

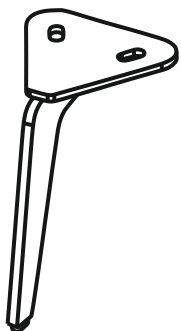
*Attention! There is a label under every  
piece of furniture. Please keep it for  
possible complaints*

*Atención! Existe una etiqueta debajo de  
cada mueble. Por favor, quédensela para  
posibles futuras quejas*

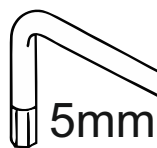
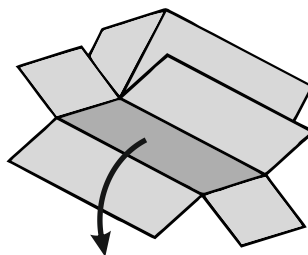
*Atencao! Abaixo do móvel se encontra  
uma etiqueta. Por favor nao remova  
esta e mantem a etiqueta para qualquer  
reclamação*

*Važno! svaki proizvod ima svoju  
najljepnicu na dnu. Molimo vas da ju  
sačuvate za eventualne reklamacije  
Dikkat önemli ! Bu etiketi lütfen  
çıkartmayınız. İleride oluşabilecek bir  
problem için saklayınız. Bu bilgi bize  
problemin hızlı çözülmesi için gerekli  
olacaktır.*

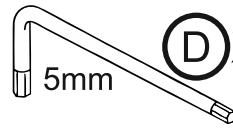
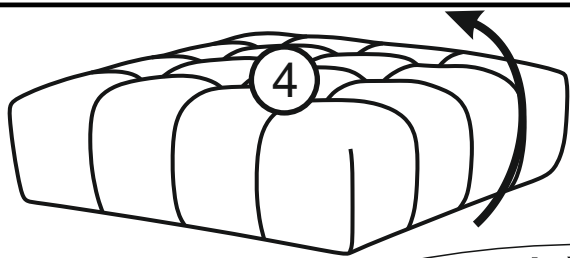
**(A) X4**



**(C) X8**



**(D) X1**

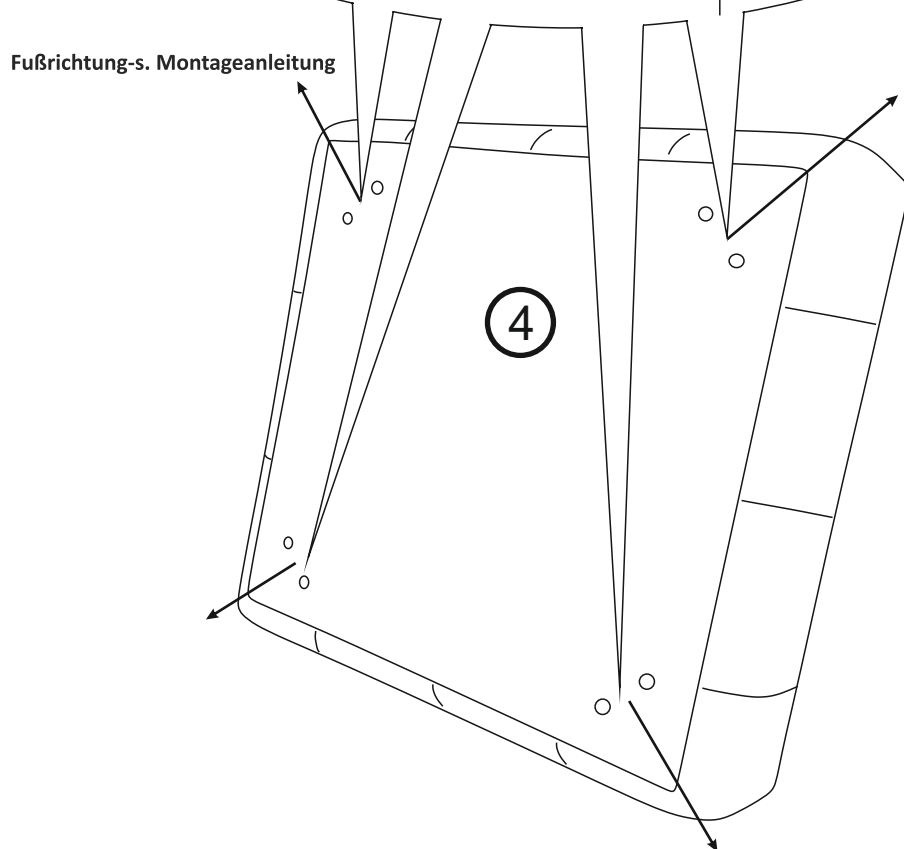
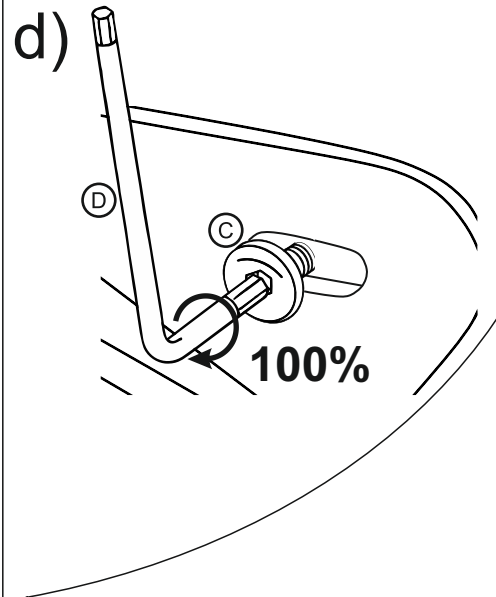
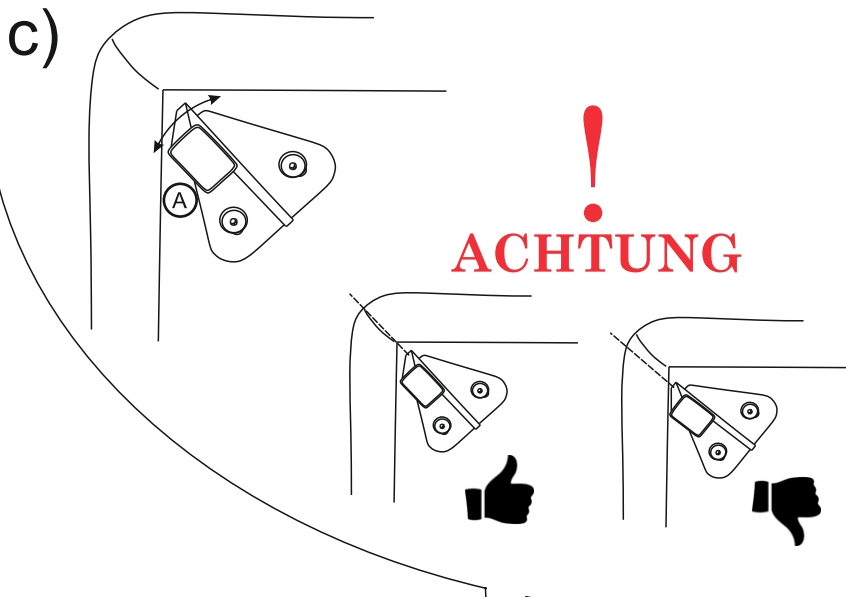
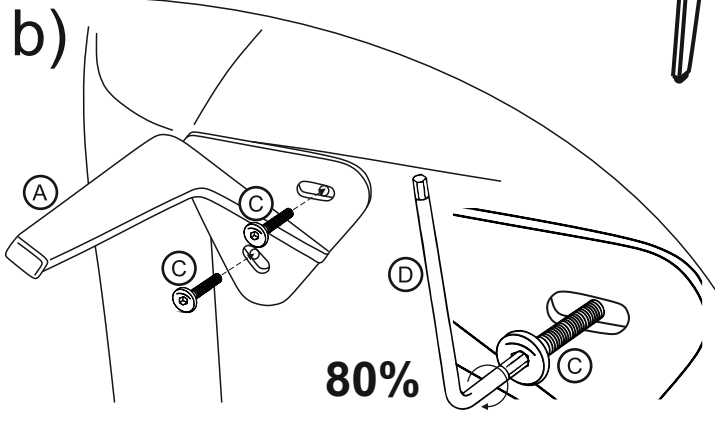
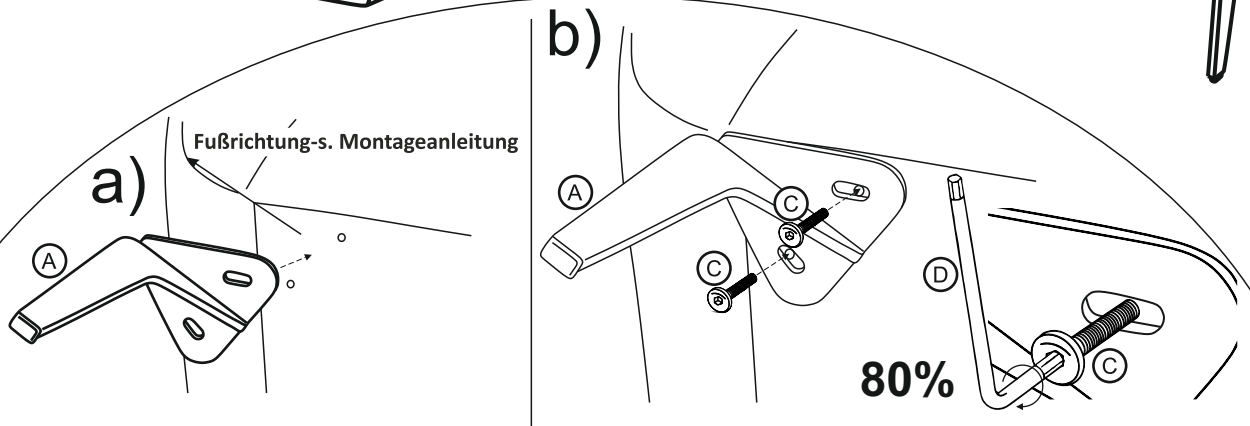


D X1

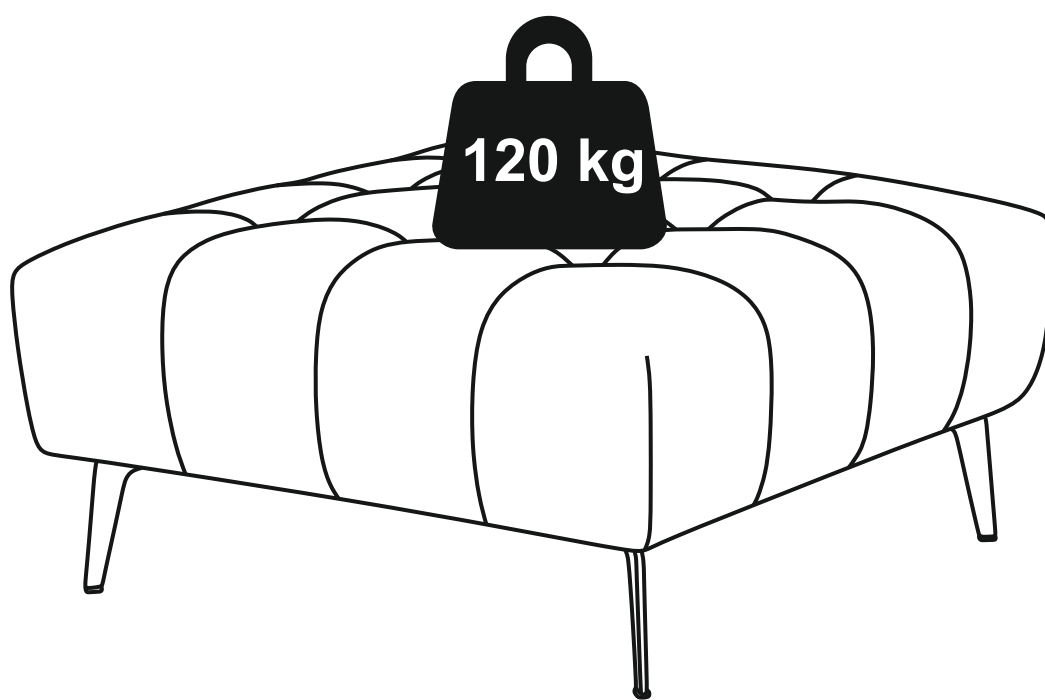


8X30

A X4





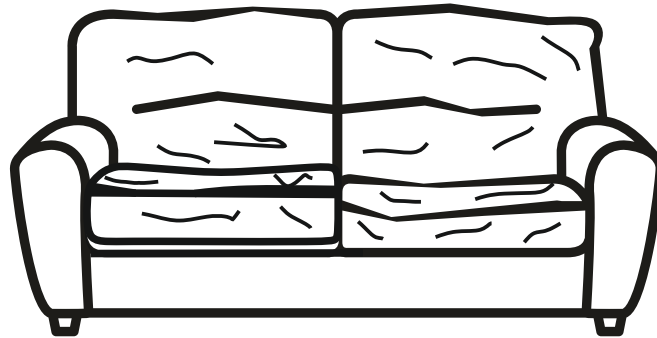


**MAXIMALE BELASTUNG**  
CHARGE MAXIMALE  
MAXIMUM LOAD

1



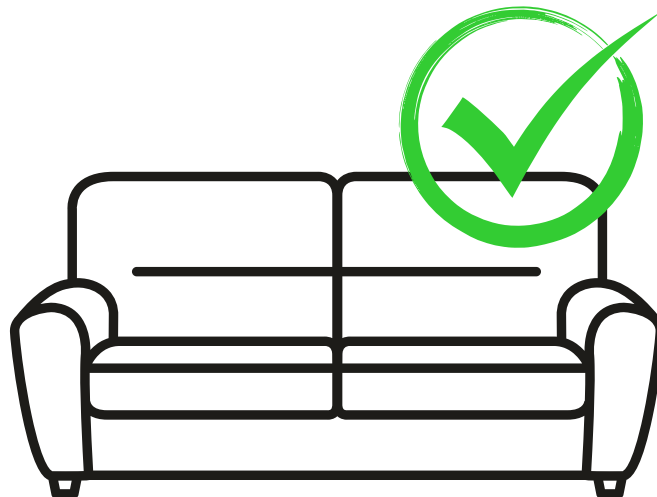
2




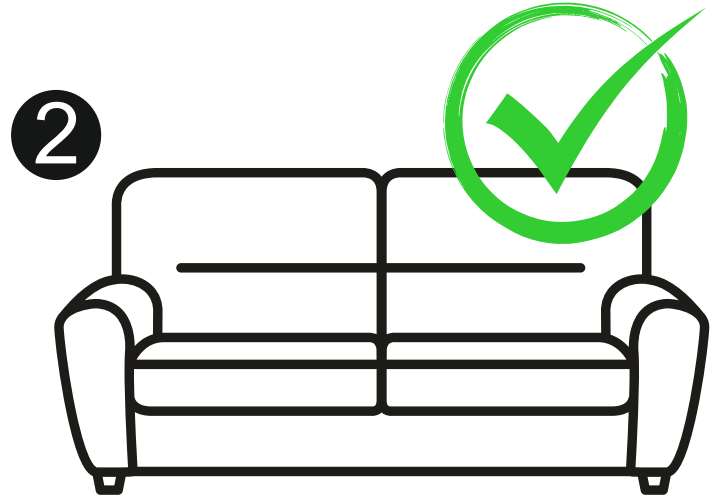
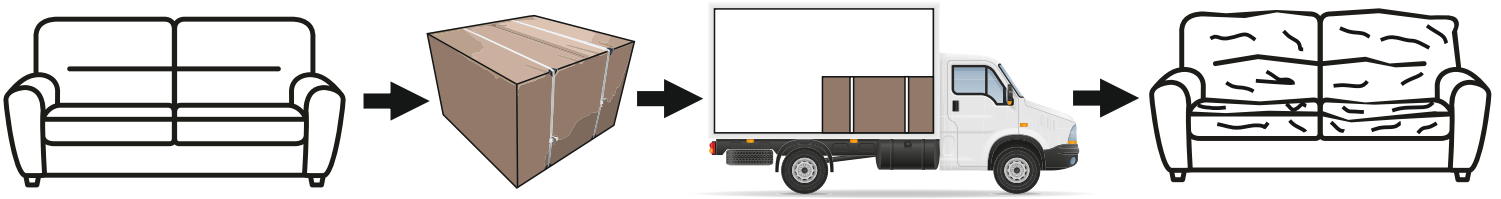


3



4





**NOTICE DE MONTAGE**  
**ASSEMBLING INSTRUCTIONS**  
**ISTRUZIONI DI MONTAGGIO**  
**MONTAGEANLEITUNG**  
**INSTRUCOES DE MONTAGEM**  
**MANUAL DE MONTAJE**  
**UPUTE ZA MONTAŽU**  
**KURULUM TALIMATLARI**



**VERA**

**Longchair**

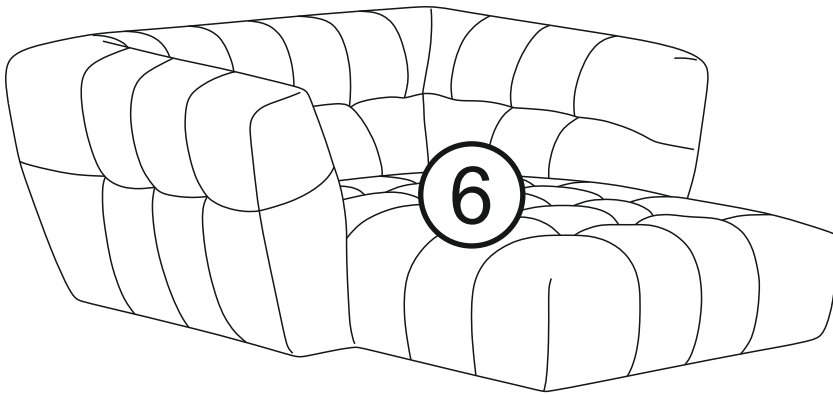
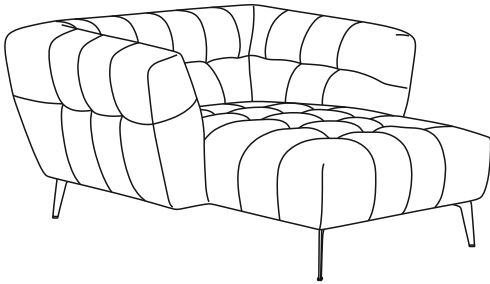
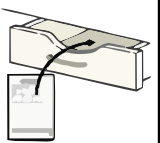
**VERSION: 02 – 12/2025**



**x2**



**10 min**



**AVANT DE COMMENCER, SE  
REPORTER AUX CONSEILS  
DE MONTAGE EN ANNEXE  
BEFORE STARTING, REFER  
TO THE ASSEMBLING ADVICE  
IN ANNEX  
PRIMA DI COMINCIARE VERIFICATE LE  
ISTRUZIONI DI MONTAGGIO  
VOR DER MONTAGE, BITTE  
BEILIEGENDEN ANWEISUNGEN  
FOLGEN  
ANTES DE COMERÇAR, ADIAR-  
SE AOS CONSELHOS DE  
MONTAGEM EM ANEXO  
ANTES DE EMPEZAR  
CONSULTE LOS CONSEJOS  
PARA EL MONTAJE  
PRIJE POÇETKA MONTAŽE MOLIMO PAŽLJIVO  
PROČITAJTE UPUTE ZA MONTAŽU  
BAŞLAMADAN ÖNCE EKTEKI KURULUM  
TALIMATLARINI OKUYUNUZ.**

*Attention ! Pour toute reclamation  
veuillez bien garder l'étiquette SAV collée  
au-dessous du meuble*

*Attenzione! Per favore conservate  
l'etichetta presente su ogni componente  
per eventuali reclami*

*Achtung! Unter dem Moebel befindet sich  
ein Etikett. Bitte bewahren Sie das Etikett  
bezüglich einer Reklamation auf*

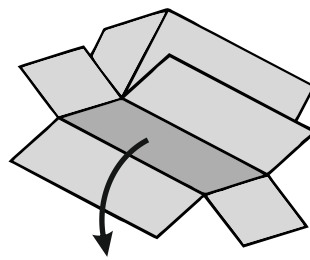
*Attention! There is a label under every  
piece of furniture. Please keep it for  
possible complaints*

*Atención! Existe una etiqueta debajo de  
cada mueble. Por favor, quédensela para  
posibles futuras quejas*

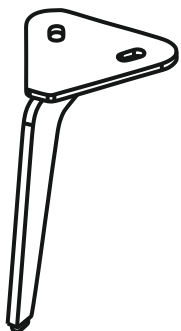
*Atencao! Abaixo do móvel se encontra  
uma etiqueta. Por favor nao remova  
esta e mantem a etiqueta para qualquer  
reclamação*

*Važno! svaki proizvod ima svoju  
najljepnicu na dnu. Molimo vas da ju  
sačuvate za eventualne reklamacije*

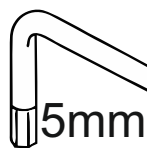
*Dikkat önemli ! Bu etiketi lütfen  
çıkartmayınız. İleride oluşabilecek bir  
problem için saklayınız. Bu bilgi bize  
problemin hızlı çözülmesi için gerekli  
olacaktır.*



**(A) X4**

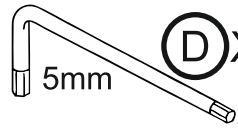
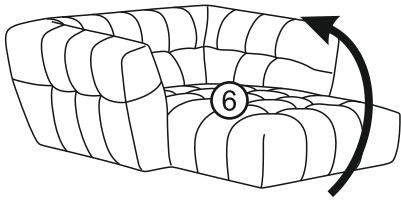


**(C) X8**

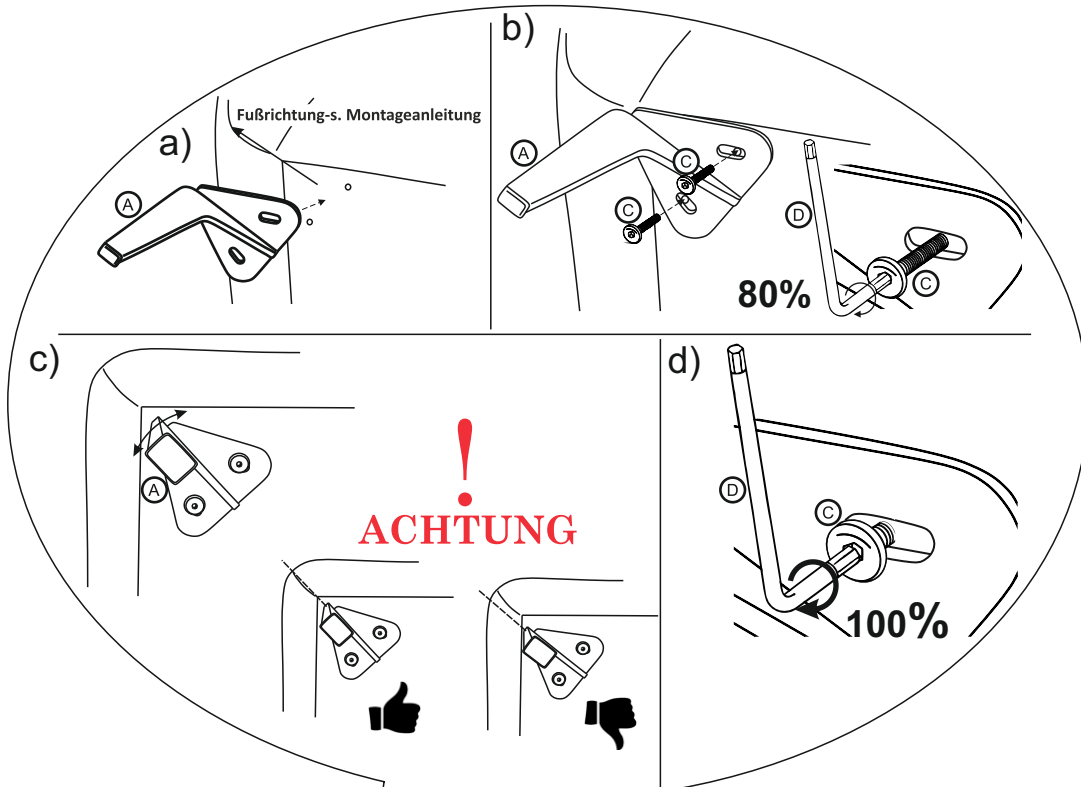
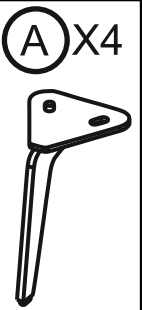


**(D) X1**

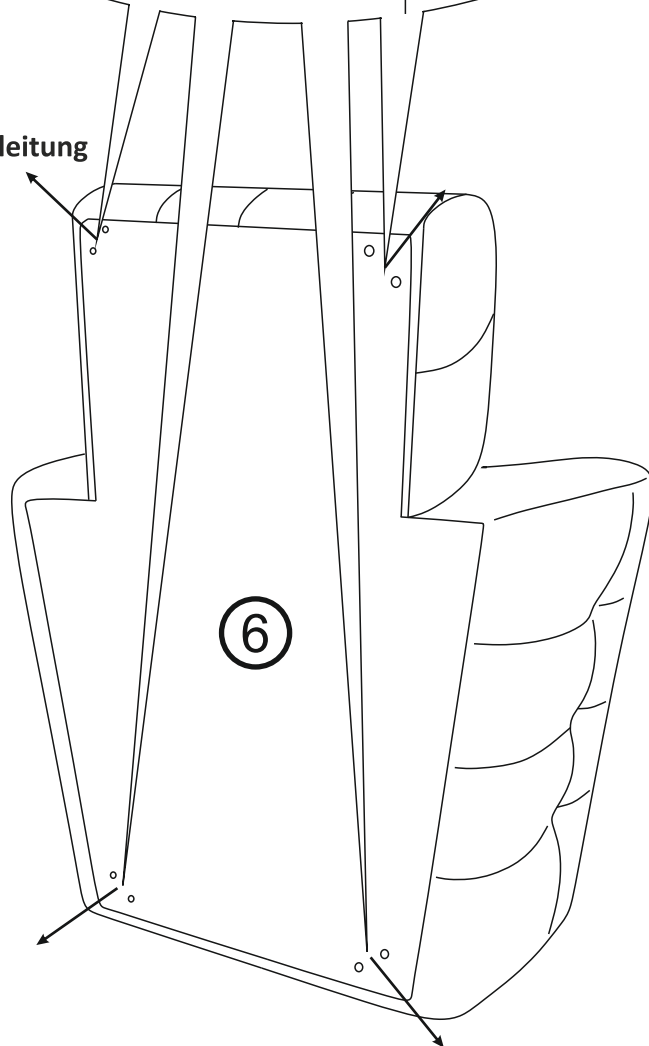


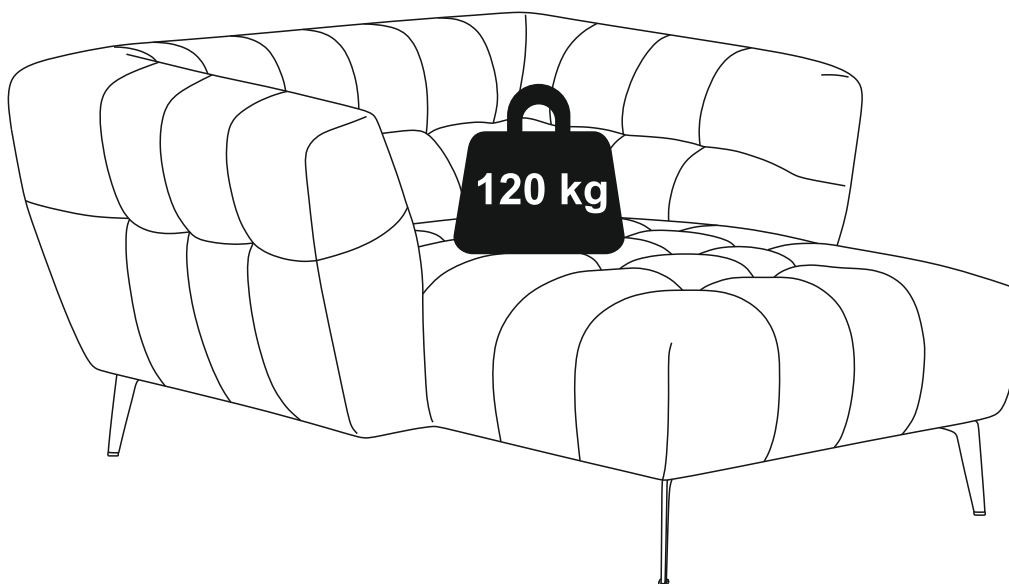


(D) X1



Fußrichtung-s. Montageanleitung



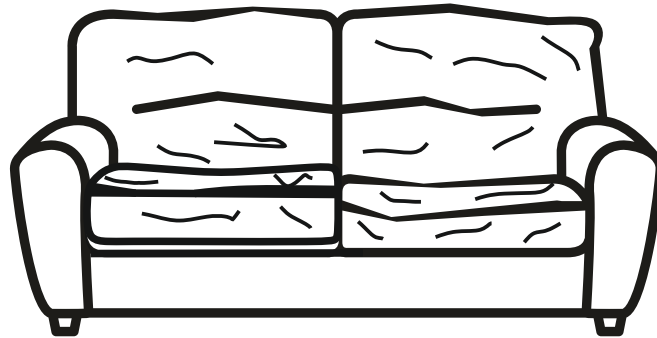


**MAXIMALE BELASTUNG**  
CHARGE MAXIMALE  
MAXIMUM LOAD

1



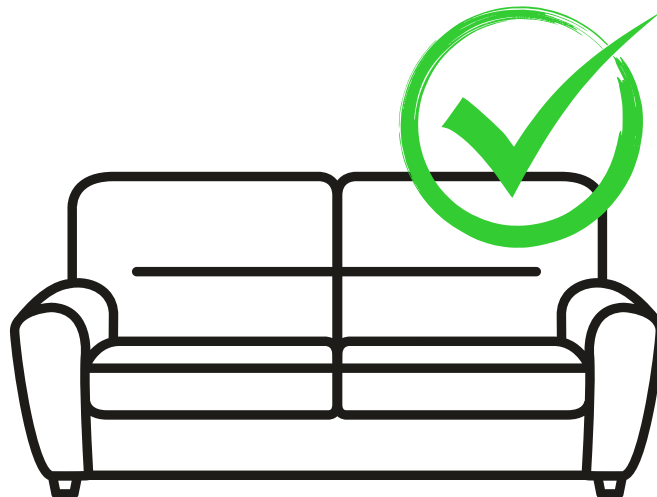
2




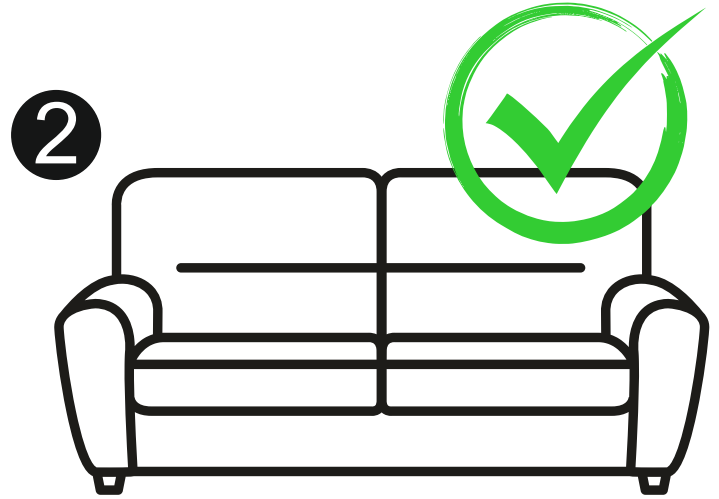
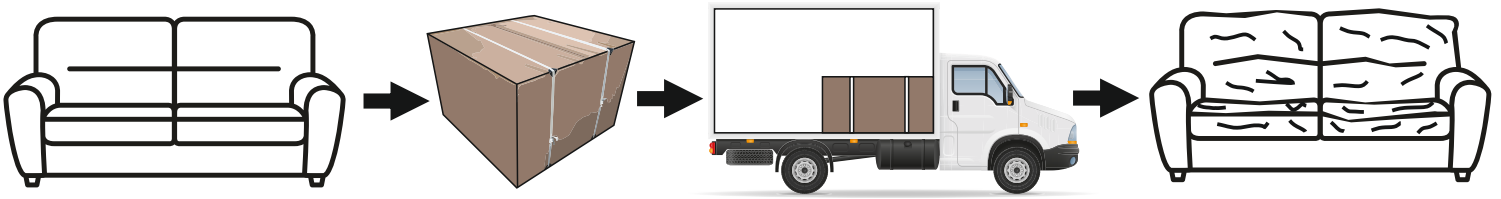


3




4







**NOTICE DE MONTAGE  
ASSEMBLING INSTRUCTIONS  
ISTRUZIONI DI MONTAGGIO  
MONTAGEANLEITUNG  
INSTRUÇÕES DE MONTAGEM  
MANUAL DE MONTAJE  
UPUTE ZA MONTAŽU  
KURULUM TALIMATLARI**



**VERA**

**SESSEL**

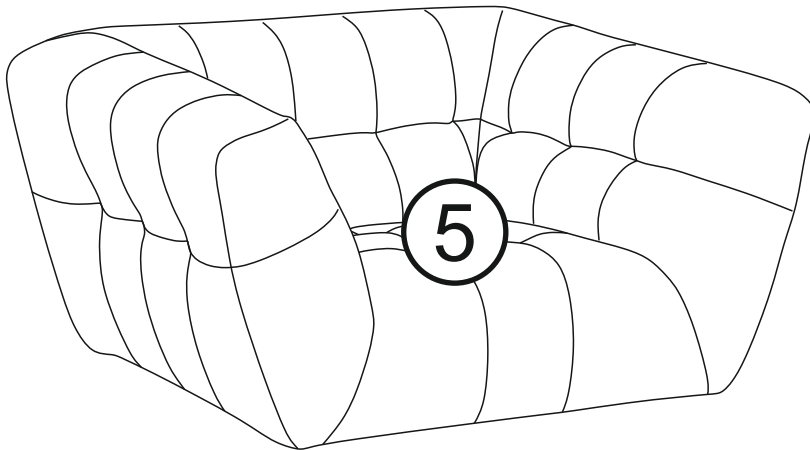
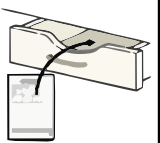
**VERSION: 02 – 12/2025**



**x2**



**10 min**



**AVANT DE COMMENCER, SE  
REPORTER AUX CONSEILS  
DE MONTAGE EN ANNEXE  
BEFORE STARTING, REFER  
TO THE ASSEMBLING ADVICE  
IN ANNEX  
PRIMA DI COMINCIARE VERIFICATE LE  
ISTRUZIONI DI MONTAGGIO  
VOR DER MONTAGE, BITTE  
BEILIEGENDEN ANWEISUNGEN  
FOLGEN  
ANTES DE COMERÇAR, ADIAR-  
SE AOS CONSELHOS DE  
MONTAGEM EM ANEXO  
ANTES DE EMPEZAR  
CONSULTE LOS CONSEJOS  
PARA EL MONTAJE  
PRIJE POČETKA MONTAŽE MOLIMO PAŽLJIVO  
PROČITAJTE UPUTE ZA MONTAŽU  
BAŞLAMADAN ÖNCE EKTEKI KURULUM  
TALIMATLARINI OKUYUNUZ.**

*Attention ! Pour toute reclamation  
veuillez bien garder l'étiquette SAV collée  
au-dessous du meuble*

**Attenzione! Per favore conservate  
l'etichetta presente su ogni componente  
per eventuali reclami**

*Achtung! Unter dem Moebel befindet sich  
ein Etikett. Bitte bewahren Sie das Etikett  
bezüglich einer Reklamation auf*

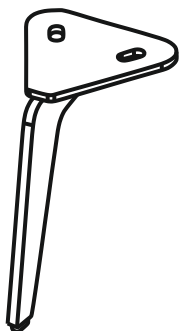
**Attention! There is a label under every  
piece of furniture. Please keep it for  
possible complaints**

*Atención! Existe una etiqueta debajo de  
cada mueble. Por favor, quédensela para  
posibles futuras quejas*

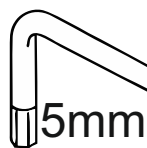
**Atencao! Abaixo do móvel se encontra  
uma etiqueta. Por favor nao remova  
esta e mantem a etiqueta para qualquer  
reclamação**

*Važno! svaki proizvod ima svoju  
najljepnicu na dnu. Molimo vas da ju  
sačuvate za eventualne reklamacije  
Dikkat önemli ! Bu etiketi lütfen  
çıkartmayınız. İleride oluşabilecek bir  
problem için saklayınız. Bu bilgi bize  
problemin hızlı çözülmesi için gerekli  
olacaktır.*

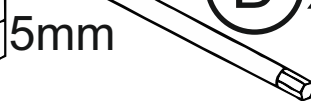
**(A) X4**

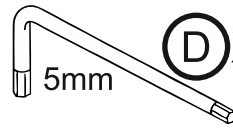
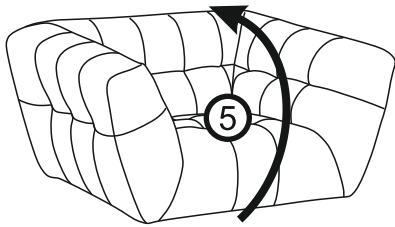


**(C) X8**



**(D) X1**

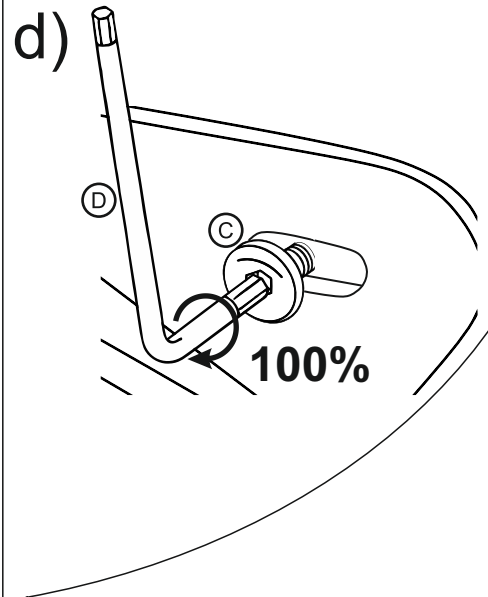
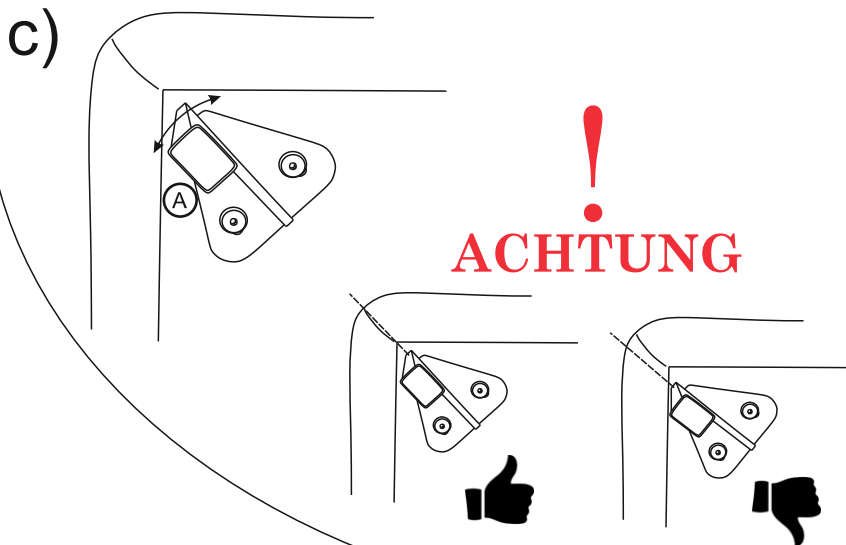
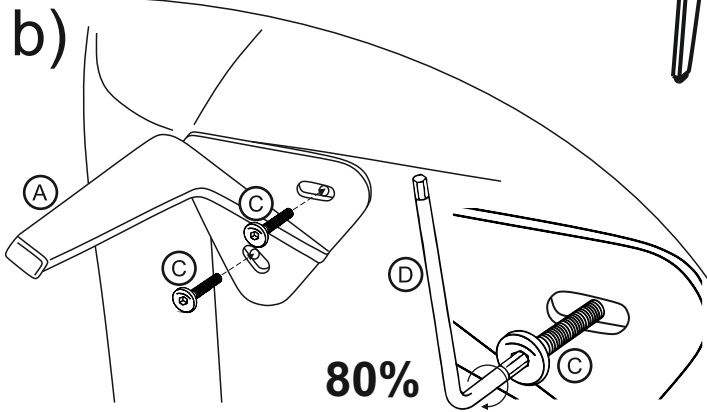
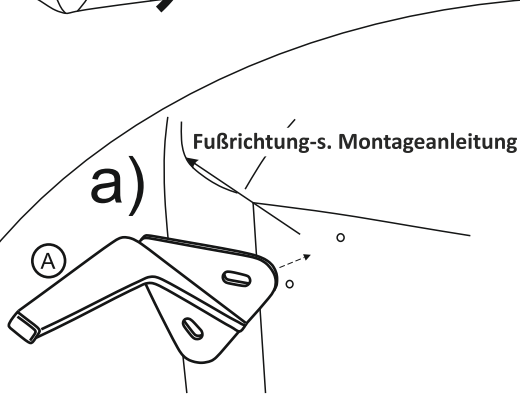




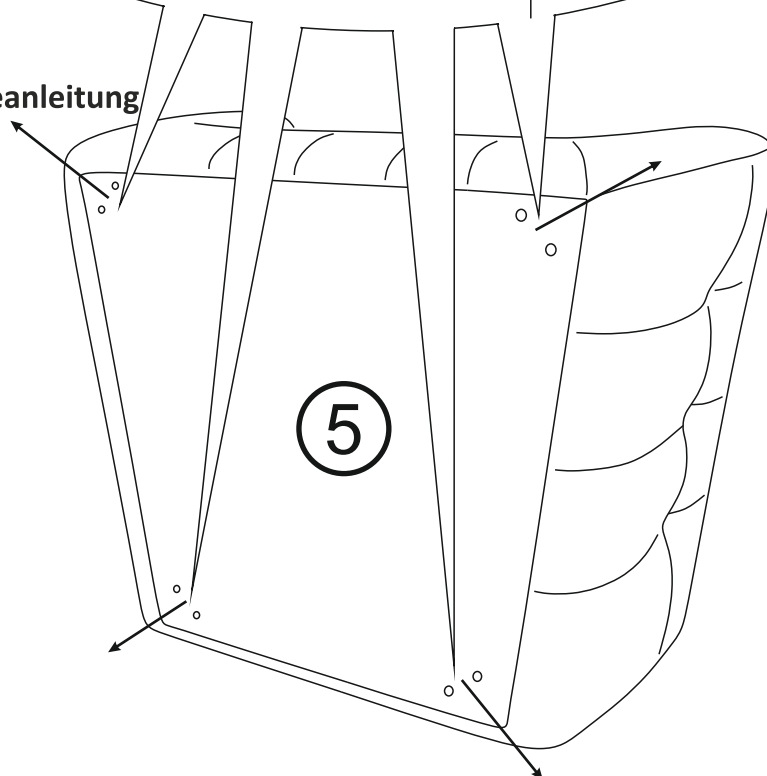
(D) X1



(A) X4



Fußrichtung-s. Montageanleitung





**MAXIMALE BELASTUNG**  
CHARGE MAXIMALE  
MAXIMUM LOAD

1



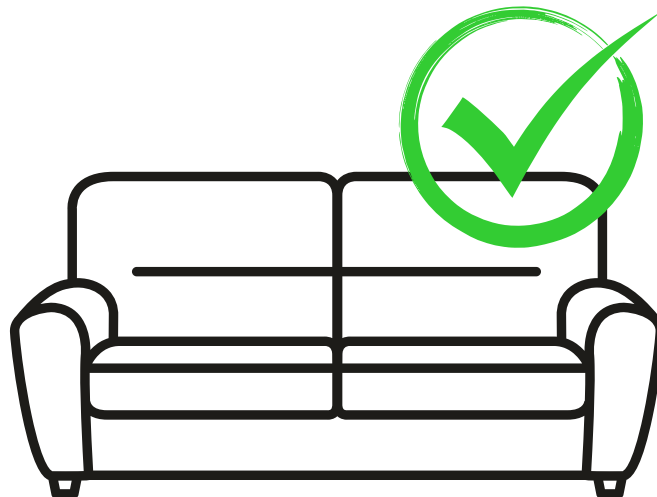
2




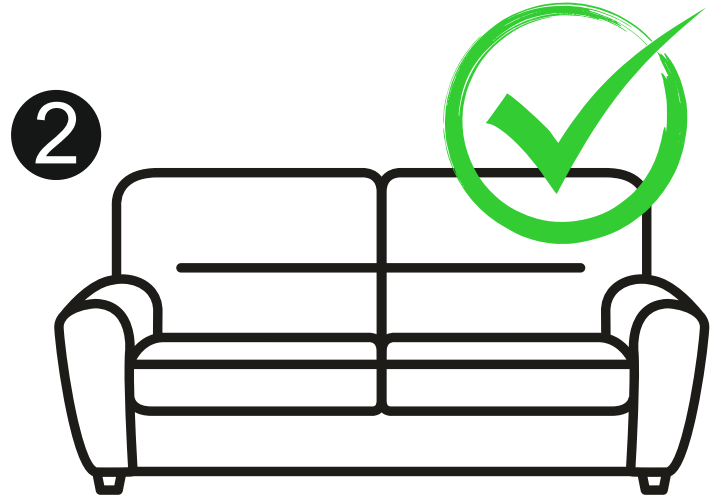
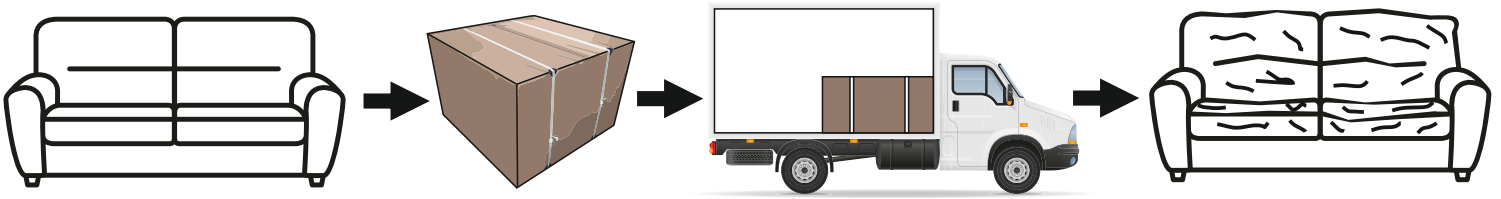


3



4





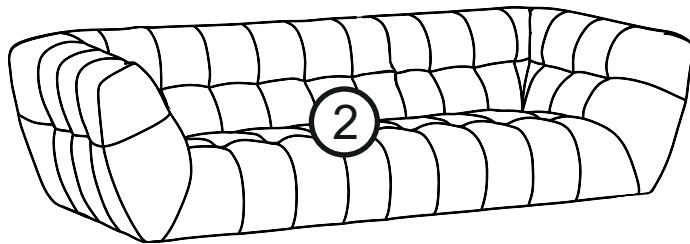
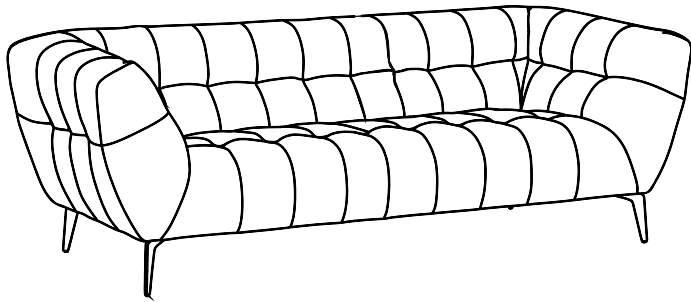
**NOTICE DE MONTAGE**  
**ASSEMBLING INSTRUCTIONS**  
**ISTRUZIONI DI MONTAGGIO**  
**MONTAGEANLEITUNG**  
**INSTRUCOES DE MONTAGEM**  
**MANUAL DE MONTAJE**  
**UPUTE ZA MONTAŽU**  
**KURULUM TALIMATLARI**



**VERA**

**SOFA 2-TZER**

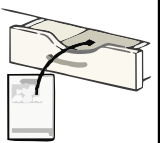
**VERSION: 02 – 12/2025**



**x2**



**10 min**



*AVANT DE COMMENCER, SE  
REPORTER AUX CONSEILS  
DE MONTAGE EN ANNEXE  
BEFORE STARTING, REFER  
TO THE ASSEMBLING ADVICE  
IN ANNEX  
PRIMA DI COMINCIARE VERIFICATE LE  
ISTRUZIONI DI MONTAGGIO  
VOR DER MONTAGE, BITTE  
BEILIEGENDEN ANWEISUNGEN  
FOLGEN  
ANTES DE COMERÇAR, ADIAR-  
SE AOS CONSELHOS DE  
MONTAGEM EM ANEXO  
ANTES DE EMPEZAR  
CONSULTE LOS CONSEJOS  
PARA EL MONTAJE  
PRIJE POÇETKA MONTAŽE MOLIMO PAŽLJIVO  
PROČITAJTE UPUTE ZA MONTAŽU  
BAŞLAMADAN ÖNCE EKTEKI KURULUM  
TALIMATLARINI OKUYUNUZ.*

*Attention ! Pour toute reclamation  
veuillez bien garder l'étiquette SAV collée  
au-dessous du meuble*

*Attenzione! Per favore conservate  
l'etichetta presente su ogni componente  
per eventuali reclami*

*Achtung! Unter dem Moebel befindet sich  
ein Etikett. Bitte bewahren Sie das Etikett  
bezüglich einer Reklamation auf*

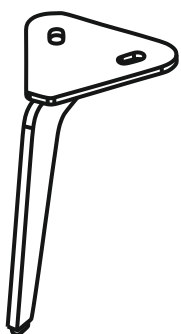
*Attention! There is a label under every  
piece of furniture. Please keep it for  
possible complaints*

*Atención! Existe una etiqueta debajo de  
cada mueble. Por favor, quédensela para  
posibles futuras quejas*

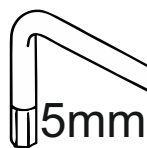
*Atencao! Abaixo do móvel se encontra  
uma etiqueta. Por favor nao remova  
esta e mantem a etiqueta para qualquer  
reclamação*

*Važno! svaki proizvod ima svoju  
najljepnicu na dnu. Molimo vas da ju  
sačuvate za eventualne reklamacije  
Dikkat önemli ! Bu etiketi lütfen  
çıkartmayınız. İleride oluşabilecek bir  
problem için saklayınız. Bu bilgi bize  
problemin hızlı çözülmesi için gerekli  
olacaktır.*

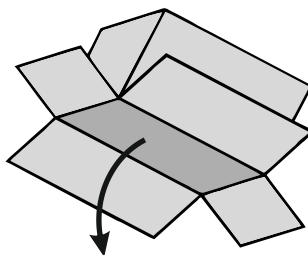
**(A) X4**

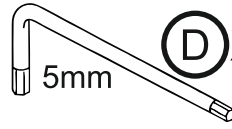
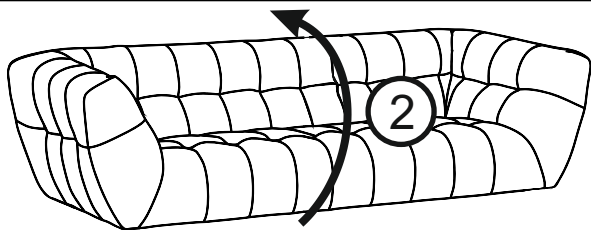


**(C) X8**



**(D) X1**





(D) X1



(C) X8

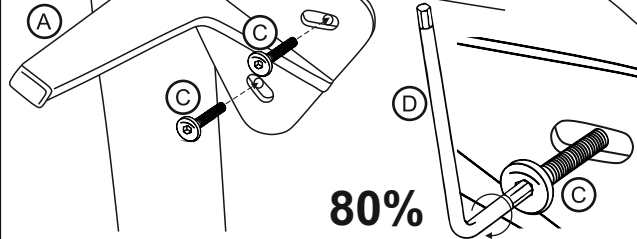
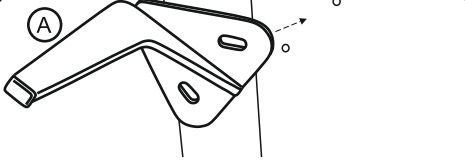
(A) X4



b)

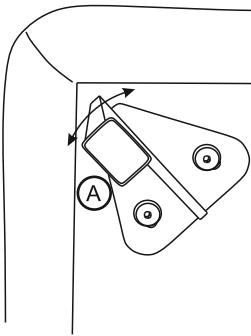
Fußrichtung-s. Montageanleitung

a)

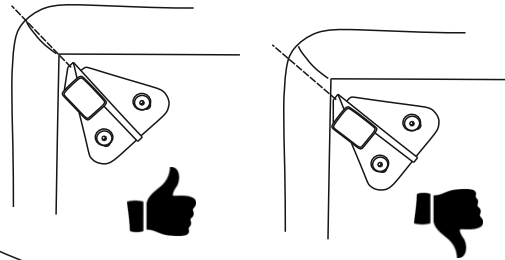


80%


c)



**ACHTUNG**

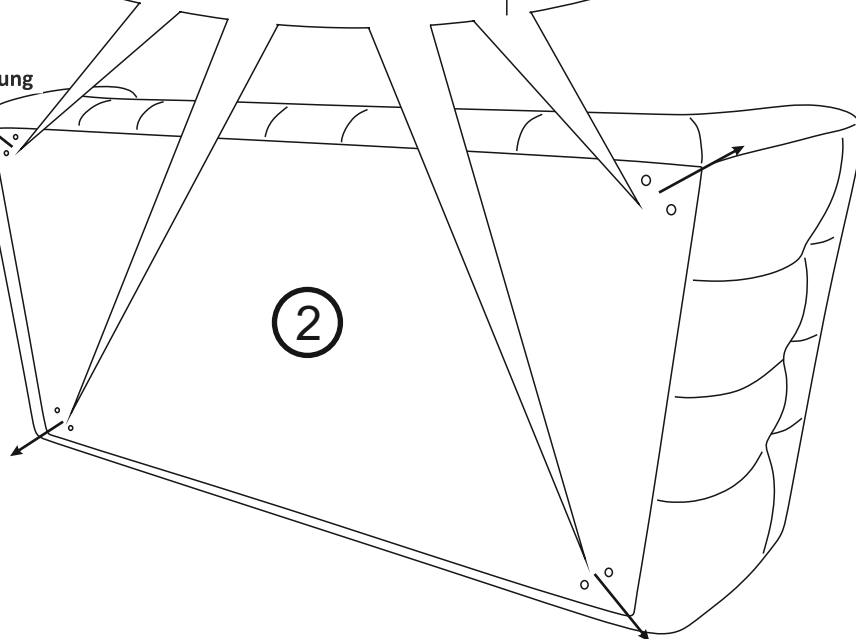


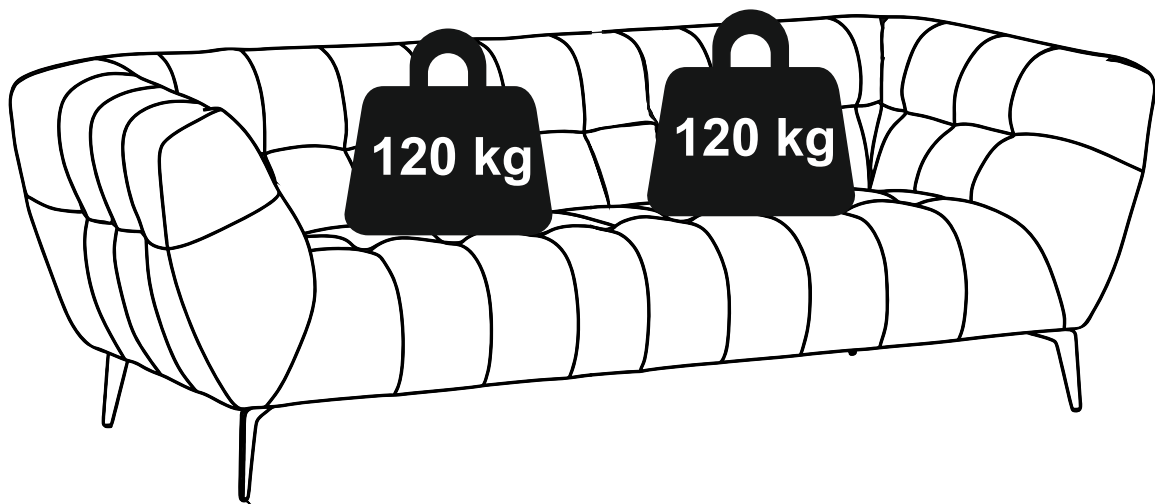
d)



100%

Fußrichtung-s. Montageanleitung





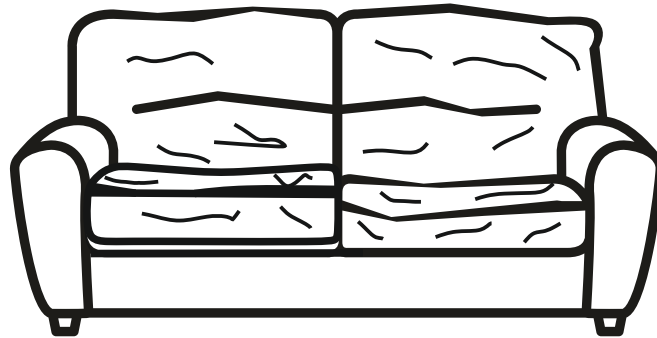
**MAXIMALE BELASTUNG**  
CHARGE MAXIMALE  
MAXIMUM LOAD



1



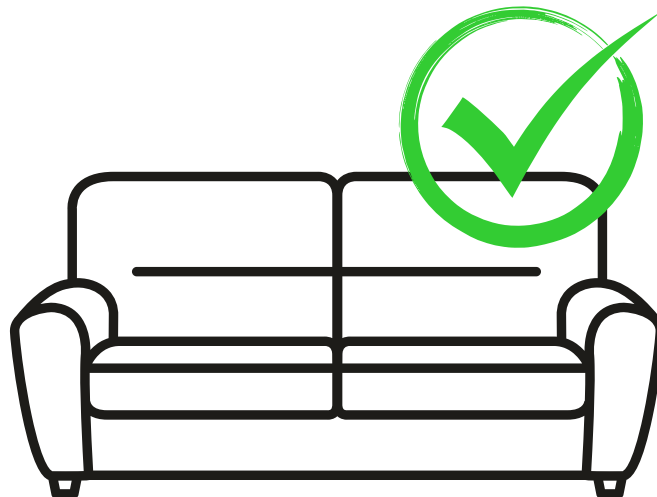
2




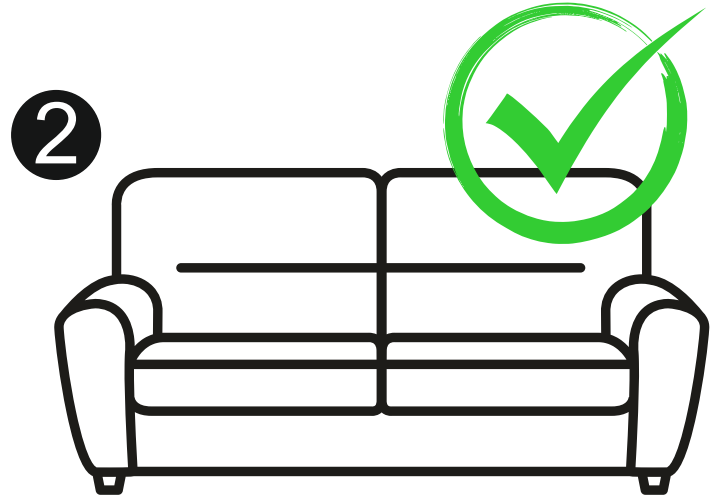
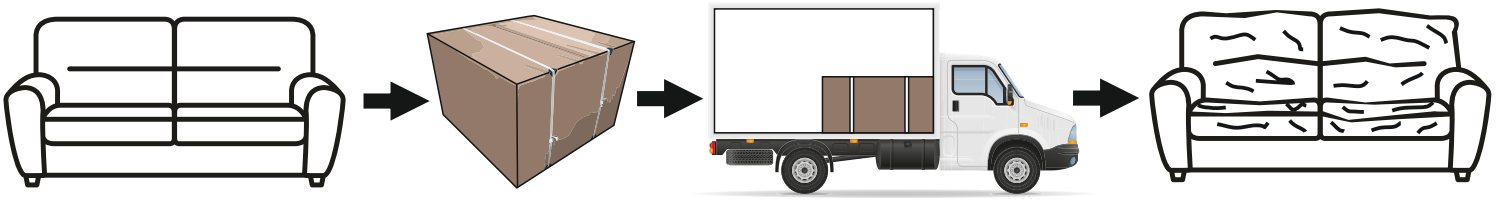


3



4





**NOTICE DE MONTAGE**  
**ASSEMBLING INSTRUCTIONS**  
**ISTRUZIONI DI MONTAGGIO**  
**MONTAGEANLEITUNG**  
**INSTRUCOES DE MONTAGEM**  
**MANUAL DE MONTAJE**  
**UPUTE ZA MONTAŽU**  
**KURULUM TALIMATLARI**



**VERA**

**SOFA 3-TZER**

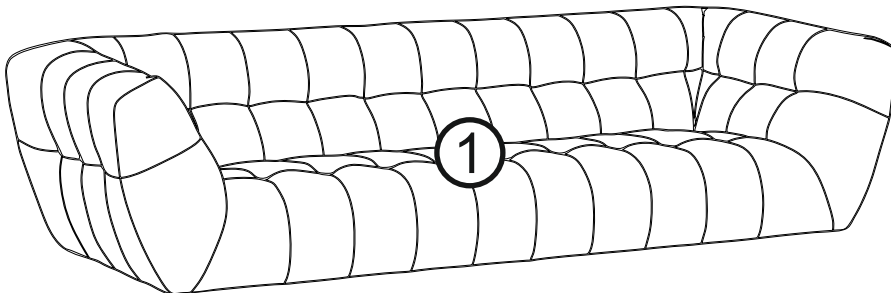
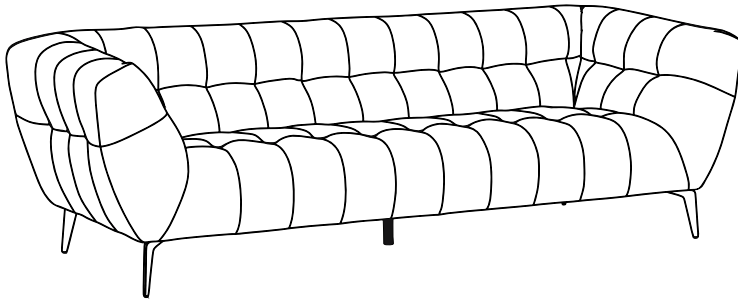
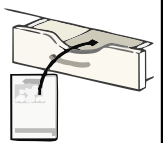
**VERSION: 02 – 12/2025**



**x2**

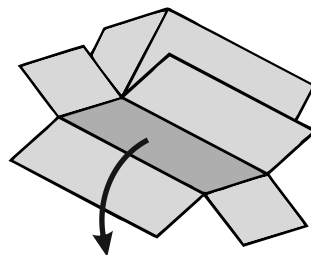


**10 min**

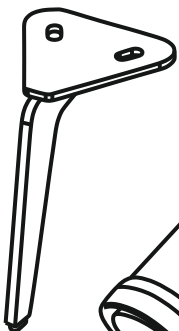


**AVANT DE COMMENCER, SE  
REPORTER AUX CONSEILS  
DE MONTAGE EN ANNEXE  
BEFORE STARTING, REFER  
TO THE ASSEMBLING ADVICE  
IN ANNEX  
PRIMA DI COMINCIARE VERIFICATE LE  
ISTRUZIONI DI MONTAGGIO  
VOR DER MONTAGE, BITTE  
BEILIEGENDEN ANWEISUNGEN  
FOLGEN  
ANTES DE COMERÇAR, ADIAR-  
SE AOS CONSELHOS DE  
MONTAGEM EM ANEXO  
ANTES DE EMPEZAR  
CONSULTE LOS CONSEJOS  
PARA EL MONTAJE  
PRIJE POÇETKA MONTAŽE MOLIMO PAŽLJIVO  
PROČITAJTE UPUTE ZA MONTAŽU  
BAŞLAMADAN ÖNCE EKTEKI KURULUM  
TALIMATLARINI OKUYUNUZ.**


**Attention ! Pour toute reclamation  
veuillez bien garder l'étiquette SAV collée  
au-dessous du meuble  
Attenzione! Per favore conservate  
l'etichetta presente su ogni componente  
per eventuali reclami  
Achtung! Unter dem Moebel befindet sich  
ein Etikett. Bitte bewahren Sie das Etikett  
bezüglich einer Reklamation auf  
Attention! There is a label under every  
piece of furniture. Please keep it for  
possible complaints  
Atención! Existe una etiqueta debajo de  
cada mueble. Por favor, quédensela para  
posibles futuras quejas  
Atencao! Abaixo do móvel se encontra  
uma etiqueta. Por favor nao remova  
esta e mantem a etiqueta para qualquer  
reclamação  
Važno! svaki proizvod ima svoju  
najljepnicu na dnu. Molimo vas da ju  
sačuvate za eventualne reklamacije  
Dikkat önemli ! Bu etiketi lütfen  
çıkartmayınız. İleride oluşabilecek bir  
problem için saklayınız. Bu bilgi bize  
problemin hızlı çözülmesi için gerekli  
olacaktır.**



**(A) X4**

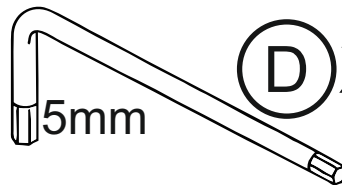


**(B) X1**



**5mm**

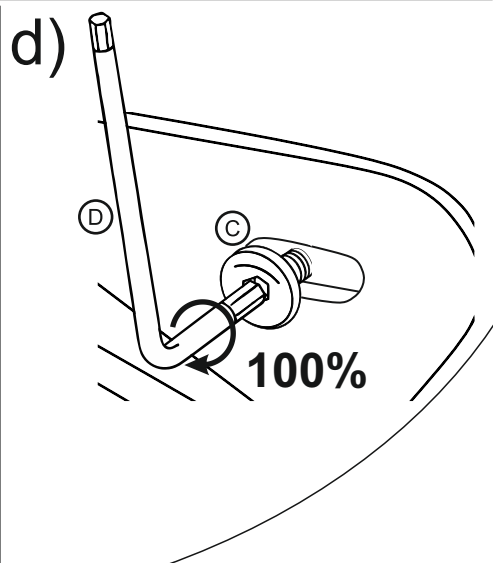
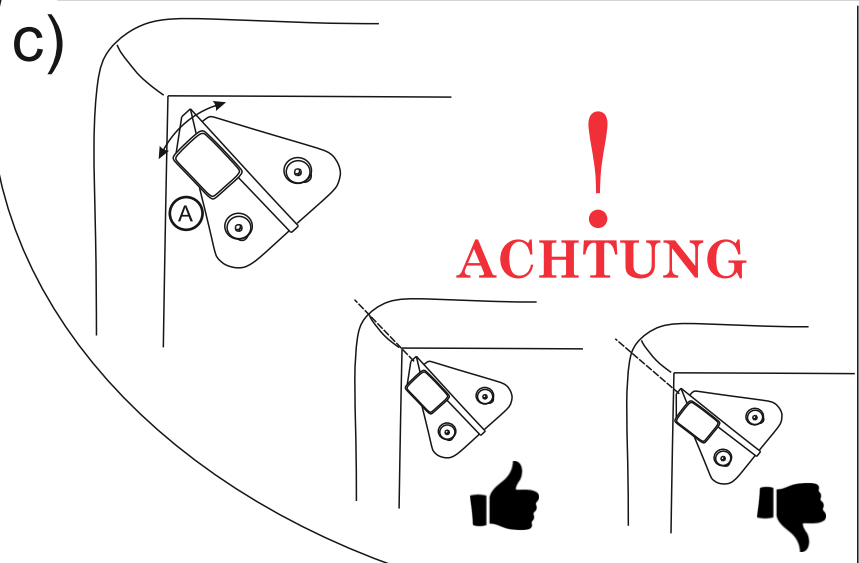
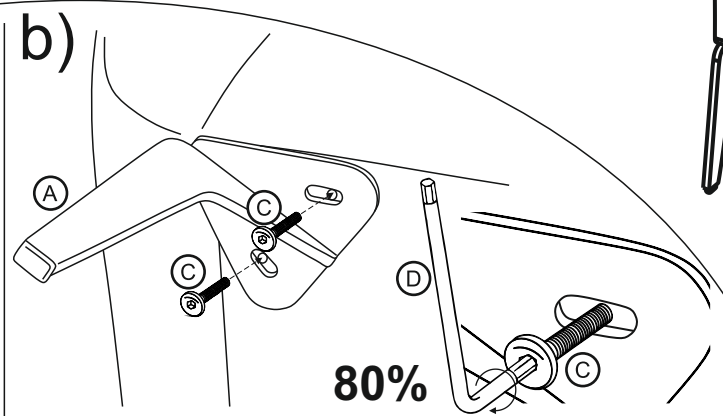
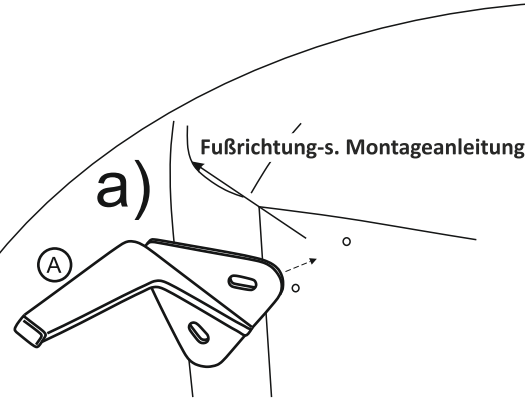
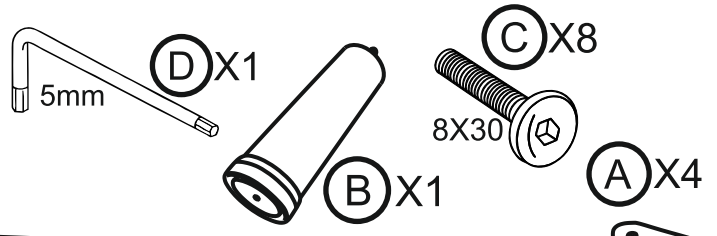
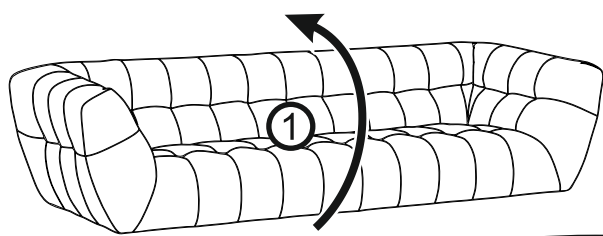
**(D) X1**



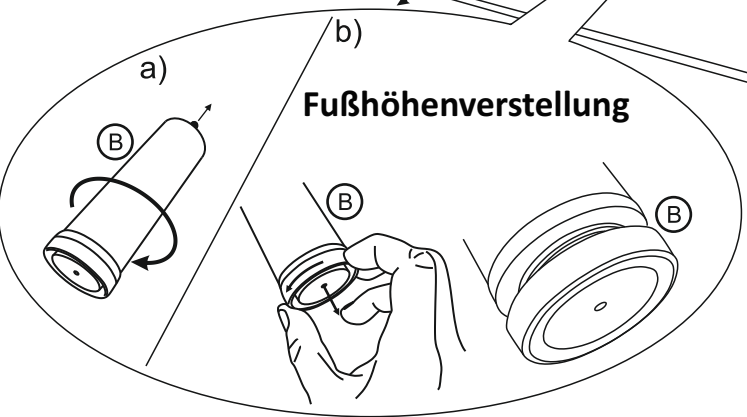
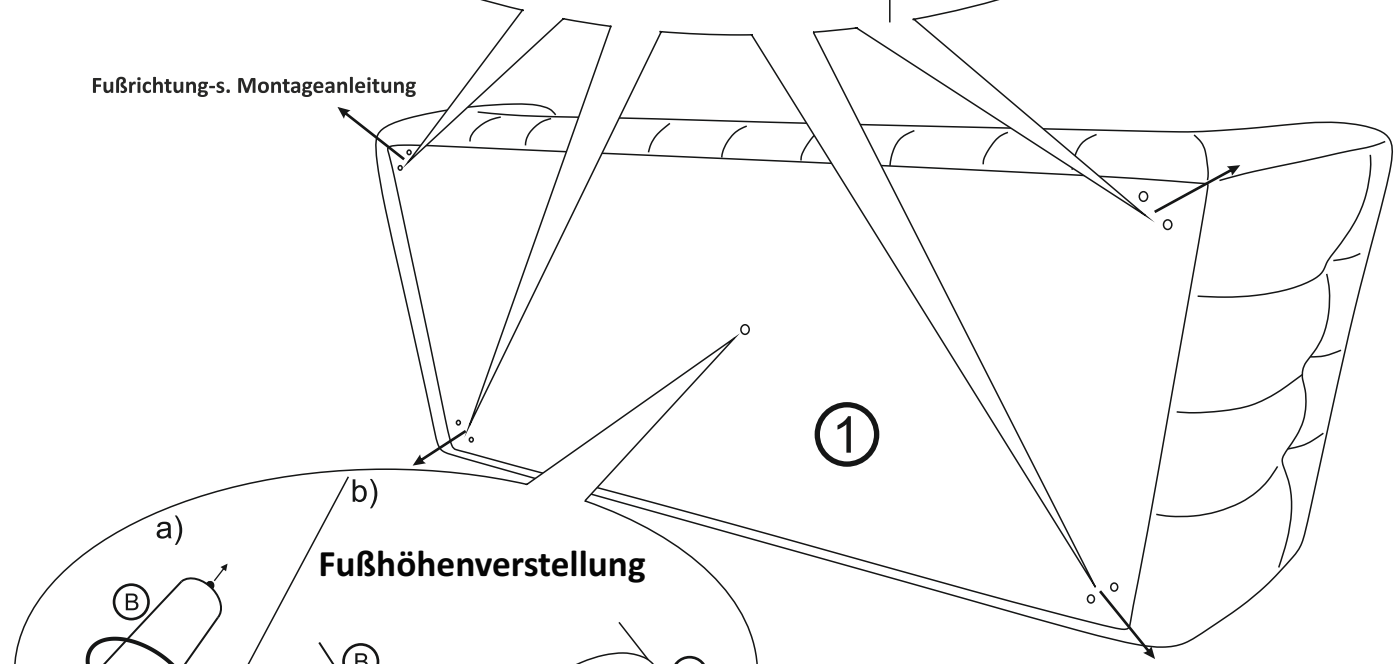
**(C) X8**

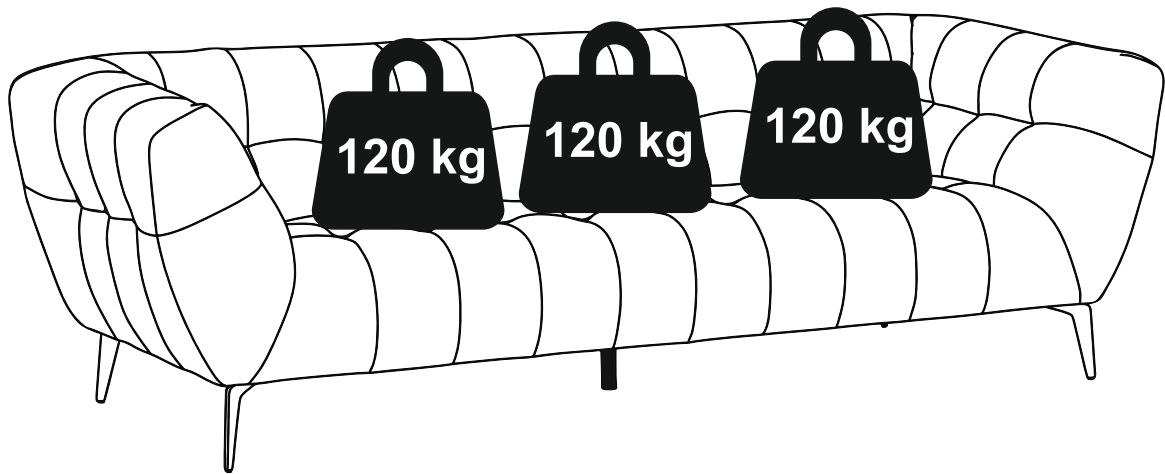


**8X30**



**Fußrichtung-s. Montageanleitung**



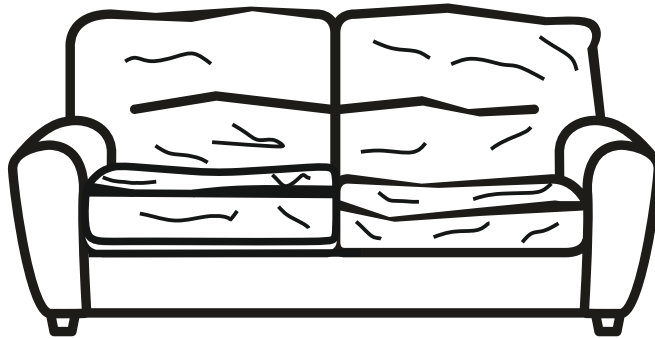


**MAXIMALE BELASTUNG**  
CHARGE MAXIMALE  
MAXIMUM LOAD

1



2



3



4

